

CLIMATE CHANGE AND DEVELOPMENT INTERNATIONAL CONFERENCE

Pontifical Council for Justice and Peace
The Vatican, 26-27 April 2007

METEOROLOGY AND CLIMATE: PROBLEMS AND EXPECTATIONS

Antonino Zichichi

World Federation of Scientists, Beijing, Geneva, Moscow, New York

ABSTRACT

The predictive power of differential non linear equations weakly coupled, in the description of elementary processes by far more rigorously known than those existing in Meteorology and Climatology where the differential equations are strongly coupled, is discussed in order to call attention on the claimed predictive power in the field of Meteorology and Climate change where problems must necessarily be by far more complex. Years of work and strong financial support are needed in order to improve the theoretical formulation of these problems and the corresponding experimental worldwide observations. This is necessary before anyone can claim that a scientific rigorous understanding has been achieved in mastering all Meteorology and Climate change problems of the past, present and future.

METEOROLOGY AND CLIMATE: PROBLEMS AND EXPECTATIONS

INDEX

INTRODUCTION	3
1 <u>FIRST PART</u>	4
STATUS OF PREDICTIONS IN METEOROLOGY AND CLIMATE CHANGE AT THE EMFCSC DURING THE PAST THREE YEARS (2004-2005-2006)	4
SEVEN DEFINITIONS OF COMPLEXITY	5
COMPLEXITY EXISTS AT ALL SCALES	6
2 <u>SECOND PART</u>	13
COMPLEXITY AND PREDICTIONS AT THE FUNDAMENTAL LEVEL	13
3 <u>CONCLUSION</u>	19
ACKNOWLEDGEMENTS	19
4 <u>ADDENDUM</u>	
THE SCIENCE OF COMPLEXITY AT THE FUNDAMENTAL LEVEL OF SCIENTIFIC KNOWLEDGE	32
REFERENCES	45

INTRODUCTION

A key element in the problems of Meteorology and Climate change is the mathematics needed, which consist of a system of differential non linear equations strongly coupled.

My contribution to this Conference is directly related to my work in the field of the Fundamental Interactions. Here we attempt to make predictions, for example in the energy threshold where the existence of the Superworld should be and in the energy level where all phenomena should originate. These predictions are based on a system of three differential non linear equations weakly coupled.

If these predictions are true or false attracts the attention of few fellows interested in the Logic of Nature. They will not have consequences in everyday's life for the years to come.

On the contrary, the predictions concerning Meteorology and Climate change have enormous consequences and are in fact at the centre of everybody's attention world-wide.

In the **first part** of this paper I will present a review of the main results on Meteorology and Climate change presented at the Ettore Majorana Foundation and Centre for Scientific Culture in Erice during the past three years.

In the **second part** I will present my personal experience working with a mathematical structure by far more exact than the other structures needed in Meteorology and Climatology.

Despite the rigour intrinsic in our field we have a lot of problems in making predictions. The extrapolation of our difficulties to a field such as Meteorology and Climatology, which is by far less rigorous than the study of the Fundamental Interactions, brings me to the conclusion that predictions in Meteorology and Climate change must necessarily be taken with great caution. Much greater than our predictions.

The study of Complexity at the fundamental level of scientific knowledge brings us to the conclusions that we should avoid giving to the public the message that Science has mastered all Meteorology and Climate change problems of the past, present and future.

1 – FIRST PART

STATUS OF PREDICTIONS IN METEOROLOGY AND CLIMATE CHANGE AT THE EMFCSC DURING THE PAST THREE YEARS (2004-2005-2006)

The Mathematics of Meteorology and Climate change belongs to what is considered the Science of **Complexity**. A series of complex systems is shown in figure 1.

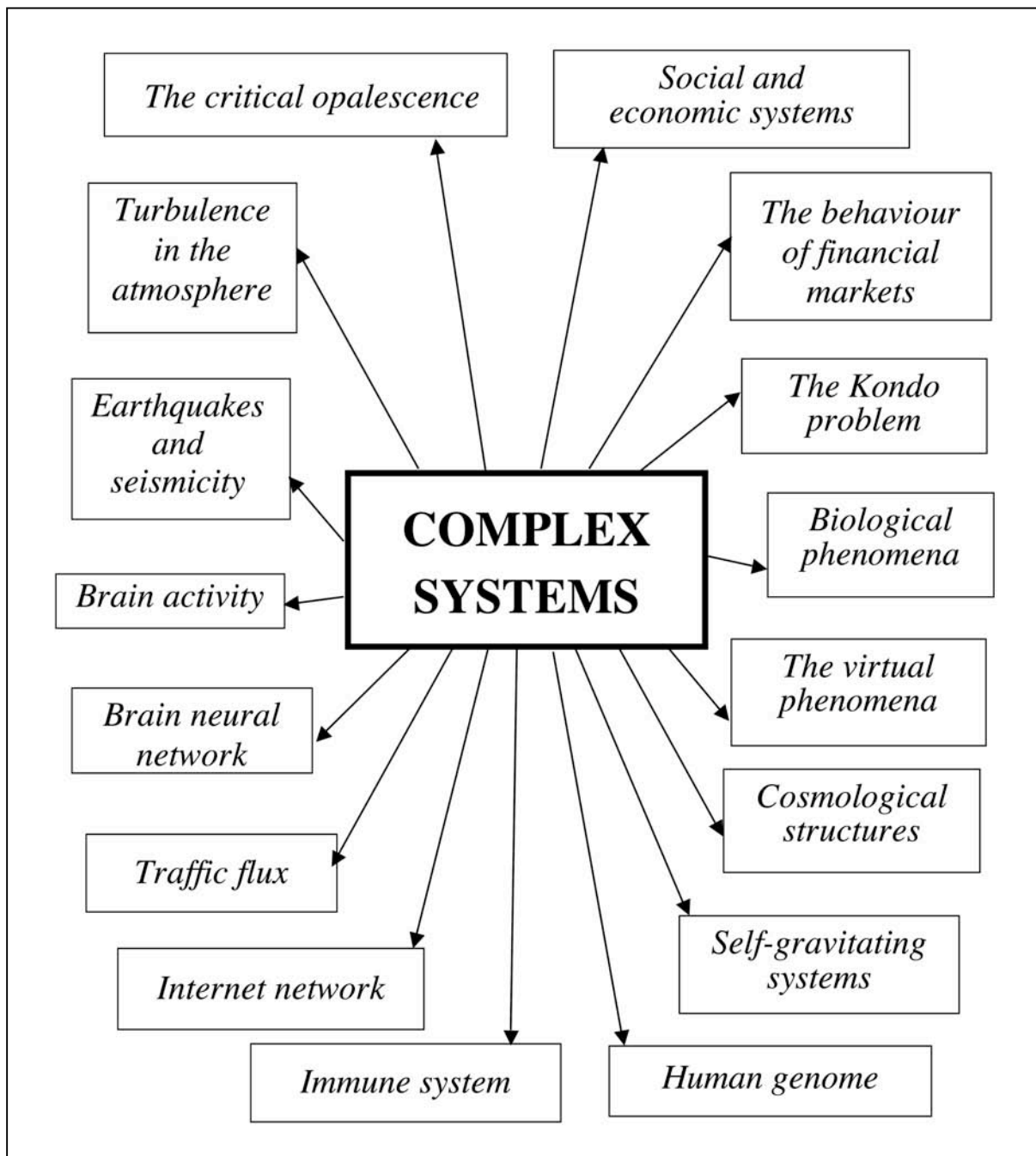


Figure 1

As you can see, we go from traffic flux, to the internet network, to earthquakes and seismicity, to social and economic systems, to the behaviour of financial markets, to the study of cosmological structures, and so on.

SEVEN DEFINITIONS OF COMPLEXITY

People speak of ‘Complexity’ as a source of new insights in Meteorology, Climatology, Biology, Geology, Cosmology, Social Sciences and in all intellectual activities, including Physics, which look at the world through the lens of a standard analysis – illustrated in figure 7 of the Addendum – in terms of either Simplicity or Complexity.

But ‘Complexity’ is ill-defined, as shown by the existence of at least seven definitions of Complexity [1, 2].

DEFINITION NUMBER 1

Complexity is a property of systems that are somewhere in between a completely random and a completely regular state, often described by a highly non linear set of equations but sometimes not describable by equations at all.

DEFINITION NUMBER 2

Bad ones:

- 1) Chaos.
- 2) The need for lengthy calculations.
- 3) The need for many distinct variables.

Better ones:

- 4) Unexpected difficulty when attempting to describe something in a precisely formulated theory.
- 5) What is left over after all systematic approaches failed.

But it could also be that: Complexity is an excuse for sloppy thinking.

DEFINITION NUMBER 3

The Complexity of a theory (problem) is the minimum amount of computer time and storage required to simulate (solve) it to a specified level of precision.

DEFINITION NUMBER 4

If we admit that biological or linguistic evolution, or financial dynamics are complex phenomena, then their typical dynamics is somehow between

strong chaos (i.e. positive Lyapunov exponents) and simple orbits (i.e. negative Lyapunov exponents).

In other words, Complexity (or at least some form of it) is deeply related to the edge of chaos (i.e. vanishing maximal Lyapunov exponent).

Since the edge of chaos appears to be related paradigmatically to an entropy index ‘q’ different from unity, there must be some deep connection between Complexity and generalized entropies such as ‘S_q’.

DEFINITION NUMBER 5

From the mathematical point of view:

- A problem can be polynomial, which means that it is not too hard to predict surprises.
- A problem can be NP or NP-complete, which represent different degrees of difficulty in predicting surprises.
- Surprises means: UEEC event (see later).
- That degree of difficulty can be associated with the level of Complexity.

DEFINITION NUMBER 6

A system is ‘complex’ when it is no longer useful to describe it in terms of its fundamental constituents.

DEFINITION NUMBER 7

The simplest definition of Complexity: ‘*Complexity is the opposite of Simplicity*’. This is why we have studied the platonic Standard Model and its extension to the platonic Superworld.

These seven definitions of Complexity must be compared with the whole of our knowledge – illustrated in figure 8 of the Addendum — in order to focus our attention on the key features needed to study our real world.

COMPLEXITY EXISTS AT ALL SCALES

The Logic of Nature allows the existence of a large variety of structures with their regularities and laws which appear to be independent from the basic constituents of Nature and fundamental laws which govern their interactions [3-6].

There is no question that nature shows structures which are considered complex on the basis of **AFB** and **UEEC** events (as shown in figure 2 from reference [1]). Let me specify the meaning of AFB and UEEC events. The Anderson-Feynman-Beethoven-type phenomena (AFB) are phenomena whose laws and regularities ignore the existence of the Fundamental Laws of Nature from which they originate. The Unexpected Events of quasi irrelevant magnitude which produce Enormous Consequences (UEEC) are also called Sarajevo-type effects.

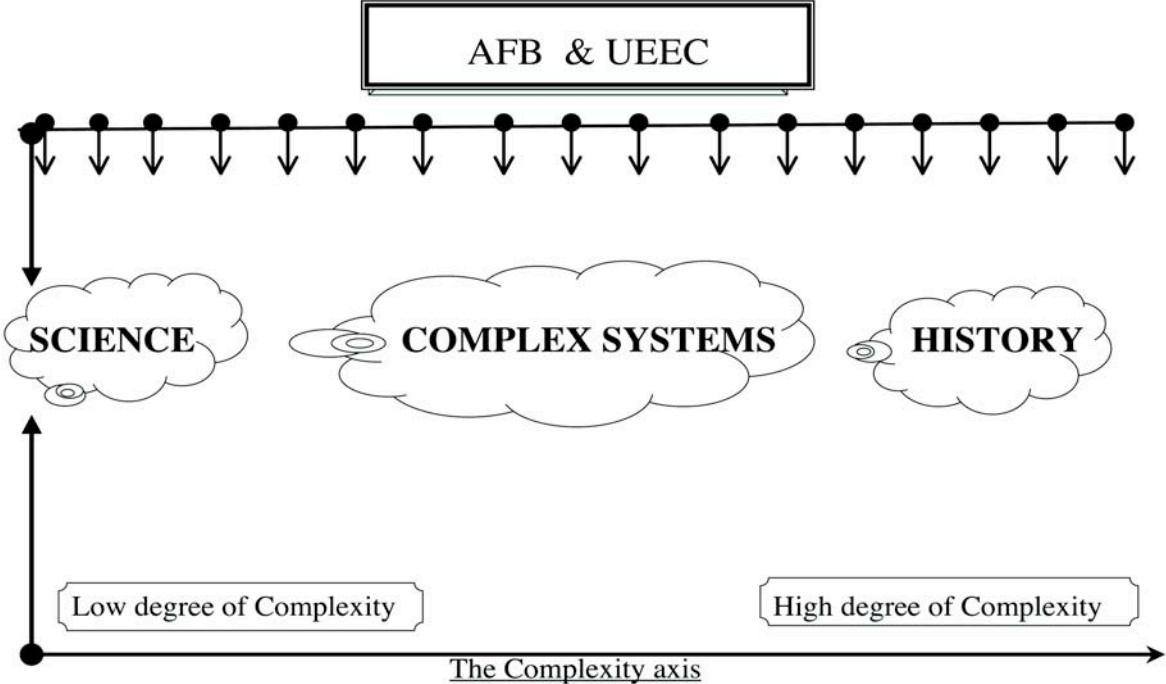


Figure 2

Let me discuss **AFB** and **UEEC** in Science. I first mention a few examples of **AFB** phenomena in Science.

Beethoven and the laws of acoustics.

Beethoven could compose superb masterpieces of music without any knowledge of the laws governing acoustic phenomena. But these masterpieces could not exist if the laws of acoustics were not there.

The living cell and QED.

To study the mechanisms governing a living cell, we do not need to know the laws of electromagnetic phenomena whose advanced formulation is called Quantum ElectroDynamic, QED. All mechanisms needed for life are examples of purely electromagnetic processes. If QED was not there Life could not exist.

Nuclear physics and QCD.

Proton and neutron interactions appear as if a Fundamental Force of Nature is at work: the nuclear force, with its rules and its regularities. The nuclear interactions ignore that protons and neutrons are made with quarks and gluons whose interactions obey the mathematics of Quantum ChromoDynamics (QCD).

Nuclear physics does not appear to care about the existence of QCD, although all phenomena occurring in nuclear physics have their roots in the interactions of quarks and gluons. In other words, protons and neutrons behave like Beethoven: they interact and build up nuclear physics without ‘knowing’ the laws governing QCD. Here is the most recent example of Anderson-Feynman-Beethoven-type phenomenon: **the world could not care less about the existence of the Superworld** [1].

Concerning **UEEC** in Science these are reported in the Addendum with a series of six figures, not inserted directly here for simplicity. They are relevant in order to give the detailed proof about the existence of Complexity at the fundamental level of scientific knowledge. This is needed since in chapter 2 the problems of predictions at the fundamental level of scientific knowledge are discussed. The **UEEC** events reported in figure 10 go from Galilei to Fermi-Dirac and the ‘strange particles’. The **UEEC** events in figures 11, 12 and 13 go from Fermi-Dirac to the construction of the Standard Model; in figure 14 there is a synthesis of **UEEC** events in what we now call the Standard Model and Beyond (**SM&B**). In figure 15 there is a set of **UEEC** events where I have been personally involved.

The public at large is convinced that the science of Meteorology and Climatology has understood everything about the past, the present and the future. Science, instead, has been repeating that we still have a long way to go before we reach that goal. What Science was able to achieve was to establish the mathematical basis needed in order to describe what happens inside that 10 Km wide band of air circling the solid and liquid surfaces of our globe.

The father of this mathematical structure was the great John von Neumann. The mathematics involved is a system of strongly coupled, non-linear differential equations, where the solution can only be arrived at by a series of numerical approximations. In these approximations you need to introduce a number of free parameters. Von Neumann was always warning his young

collaborators about the use of these free parameters by saying: If you allow me four free parameters I can build a mathematical model that describes exactly everything that an elephant can do. If you allow me a fifth free parameter, the model I build will forecast that the elephant will fly.

The mathematical models for Meteorology and Climate change have a lot more than five free parameters. There are a minimum of two for each volcano. And then those necessary to describe the dynamic properties of the air strip that surrounds this sun's satellite, with all the interactions between atmosphere, ocean, winds, maritime currents and greenhouse gases. There are also the free parameters for the particles of dust, soot and other substances being constantly injected in the atmosphere, without the possibility of an accurate check of their characteristics, whether in terms of quantity or quality. These 'dust' particles play an important role in the thermodynamics of the atmosphere.

In the models that are being considered, we would need to know the variation with time of these particles injected in the atmosphere, including aerosols, for which it would be important to know what was happening in the past, before we had specific measuring instrumentation and therefore know little or nothing of. But there is another unsolved problem in the models being used. To produce meteorological variation phenomena, the only way is to introduce them ad hoc. This method is called 'forcing'. This 'forcing' is the base argument to arrive at the conclusion that it is the human activities which produce meteorological variations.

In the past, history has taught us that phenomena of strong variation occurred, which resulted in the transformation of magnificent expanses of green land – such as for Greenland – into vast expanses of ice, and luxuriant extensions of vegetal life into deserts, such as the Sahara today. If we ever come up with a mathematical structure capable of describing the past of the solid and liquid surfaces of earth, and only then, it will be possible to confirm what is being advocated today by the 2500 scientists of the Intergovernmental Panel for Climatic Changes (IPCC)¹.

¹ This panel was established in 1988 by Professor G.O.P. Obasi, DG of the WMO (World Meteorological Organization), following the Erice Seminars (1985, 1986, 1987) where the Planetary Emergencies were discussed. The original purpose of the panel was to put under the control of the highly qualified Erice scientific community the problems of Meteo and Climate. During the first period of the panel activities there was a close collaboration. Now the dimension of the IPCC has reached a level not expected by us when we started it. An interesting reconstruction of these events has been reported at this Conference by Dr L.M. Michaud.

The reason being that, for this, the present mathematical models are far from being satisfactory. The public at large wishes to know if it is true that human activities are creating a huge perturbation of the Climate characteristics of our globe. To answer this question, the United Nations instituted a permanent committee composed of 2500 scientists from the world over, the IPCC quoted above, which has been at work for the last few years and has led the public to believe – as said before – that Science has understood all about Climate. If that was true, climatologically, the destiny of our planet should be free of uncertainties and under the rigorous control of Science. But it's not this way.

When von Neumann, half a century ago, started it all, the mathematical models describing the Climate were two-dimensional. It was the brilliant collaborator of von Neumann, the very young Tsung Dao Lee [7], Fermi's favourite pupil and a Nobel Laureate, who introduced the 'third dimension' in the mathematics of Climate. Without this third dimension, 'turbulence', the fundamental property of all models, could not exist.

The Father of 'turbulence' [7] participated in the Erice Seminars dedicated to the mathematical models used by the ICCP and found them wanting. We're talking here of mathematical models whose results have consequences costing billions of dollars and involve the responsibility of all the governments in the world. It is necessary to bring these basic themes back to the scientific laboratories where they belong, taking them away from the hands of those who use them to satisfy ambitions that have nothing to do with scientific truth. The public at large wishes to know what conclusions, based on scientific rigour, can result from the analysis of the measurements already taken.

There is a need to do more work, with a lot more rigour, to better the models being used. In fact, on the basis of what has been done until now, **it is not possible to exclude that the observed phenomena may have natural causes. It may be that man has little or nothing to do with it.** Not only do we need to improve the 'mathematics' of the models but it is also necessary to improve the measuring devices and their sensitivity. A mathematical model cannot improve the quality of the data it is fed for the computation of the atmospheric evolution.

This is why NASA sent out, in 2006 (28 April), two satellites, Cloud-Sat and Calypso. These satellites allow the study of the clouds and thus will effectively contribute to the improvement of meteorological models. This is the

proof that the criticism expressed during the Erice Seminars [8, 9, 10] was then, and still is today, of great value.

The two satellites will provide repeated measurements of the cloud layers and thus allow for the design of more realistic models. It is as if man had succeeded in transporting himself inside the clouds and was able to carefully study all the details. The cloud characteristics are very important in order to allow a comparison between model forecasts and experimental data.

The Spirit of Erice, which characterizes the Erice Seminars, is the one who brought the focus on the status of health of our planet. Its problems are real, but no cure can be expected from the alarmism and the announcement of imminent catastrophes, such as the one which forecasted, 30 years ago, the end of all marine life in the Mediterranean.

All that was discussed above is related to Meteorology, and to what happens inside that layer of air that surrounds us in brief intervals of time: days, weeks, months and maybe a few years. In fact, John von Neumann had discovered, half a century ago, that the longer the interval of time and the worst would be the forecast.

Today's limits are for 2 weeks, beyond which it is not possible to come up with scientifically credible forecasts. How do we fare with Climate? Here we have to distinguish between Meteorology and Climatology. Meteorological variations imply brief durations. Climatological variations imply long durations. Brief durations are quantified in weeks. For the long duration we are talking not of decades but of centuries. Meteorology is dominated by the meteorological motor in which the effect of human activities represents a maximum level of 10%. The rest depends from natural phenomena: the energy sent by our sun, what happens in the depths of our planet, volcanoes injecting enormous quantities of substances in the atmosphere and enormous quantities of lava oozing out from the cracks and fault lines in the bottom of oceans creating strong perturbations in the ocean dynamics, the liquid layer of earth's surface.

And this is why the Scandinavian countries went from an extreme Climate to the moderate one they have today, while Greenland, as said before, from being a 'green land' became that expanse of ice. So far, we have considered effects dominated by the meteorological motor powered by the following sources: the sun, the structural characteristics of the earth crust and the planet core, lava and burning iron.

There are however phenomena that cannot be explained by the effect of our Sun or Earth. The explanation has to entail phenomena with a long variation cycle, measured in million of years. And thus enters into consideration cosmic Climatology, which depends on the position of the earth relative to the galactic arms. In the galactic arms, the intensity of cosmic rays can be tenfold that measured outside the arms. Cosmic rays consist mainly of those particles that are the electrically-charged and weighty 'ashes' of the Big Bang, called protons. These ashes contribute to half of our body weight. We ourselves, and anything related however remotely to our world, cannot exist without protons.

When a proton enters our atmosphere, it acts as a nucleus of condensation for water vapour and thus contributes to cloud formation. If we were to observe our Earth from a satellite, we would see that light coming from the sun is reflected off the clouds. Light means energy and heat. If, instead of penetrating our atmosphere, this energy and heat are reflected back into cosmic space, the temperature of the atmosphere decreases. The more protons impact our atmosphere the more clouds will be created and the lower the temperature of the atmosphere will be.

To enter one of the Galactic 'arms' means exposing earth to an intense flux of cosmic rays. This would generate an ice age. In the galactic zones outside the 'arms', the flux of cosmic rays decreases and earth would experience periods of torrid Climate. When earth finds itself in the zone of maximum cosmic rays flux, the polar caps become huge and extend down to the lower latitudes. Oslo and St Petersburg were part of the Northern polar cap **140 million years ago**. The Northern polar cap, **280 million years ago**, covered Europe reaching Suez; it reached Lhasa in India and Houston in North America. Going back to **420 million years ago**, the ice age saw the polar caps extending to latitudes of 50°: in the Northern hemisphere, it meant that Prague and Vancouver were part of the polar cap. These ice ages correspond to the periods during which earth was exposed to maximum fluxes of cosmic rays.

In the last half billion years, earth has lost, four times, its polar caps: no ice at the North Pole and none at the South Pole. And, four times, the polar caps were reconstituted. Man did not exist then, only the so-called cosmic rays, discovered by mankind in the early twentieth century. The last cosmic ice age started 50 million years ago when we entered into one of the galaxy arms. The flux of cosmic rays reached its peak nearly 30 million years ago. We are now in

the process of moving away from the arm and, therefore, the evolution of the Climate of cosmic origin will – for a few million years to come – be towards higher temperatures.

2 – SECOND PART COMPLEXITY AND PREDICTIONS AT THE FUNDAMENTAL LEVEL

I now discuss a personal experience in making predictions [11] using a system of 3 differential nonlinear equations weakly coupled; the mathematic basis is the ‘renormalization group equations’, RGEs [12].

These equations allow to describe how the gauge couplings ($\alpha_1 \alpha_2 \alpha_3$) of the three fundamental forces change with energy. It is this change which allows the Fundamental Forces of Nature to converge towards a unique origin. The system of three coupled differential non linear equations mentioned above is:

$$\mu \frac{d\alpha_i}{d\mu} = \frac{b_i}{2\pi} \alpha_i^2 + \sum_j \frac{b_{ij}}{8\pi^2} \alpha_j \alpha_i^2, \quad (1)$$

with $i, j = 1, 2, 3$ and $\alpha_1 \alpha_2 \alpha_3$ being the so called ‘gauge’ couplings of the Fundamental Forces of Nature: electromagnetic, weak and strong subnuclear, respectively.

The lines in figure 2 are the result of calculations executed with a supercomputer using the mathematics of equation (1). This system of coupled non-linear differential equations describes the Superworld, from the maximum level of energy (Planck scale) to our world at the minimum of energy.

The results reported in figure 2 are the most exact use of the RGEs for the running of the three gauge couplings $\alpha_1 \alpha_2 \alpha_3$ [13]. The unification of all forces and the threshold, where to find the first particle of the Superworld, with its problems are reported in figures 2 and 3 respectively.

During more than ten years (from 1979 to 1991), the ‘prediction’ of the energy threshold for the existence of the superworld was based on the running of the gauge couplings ($\alpha_1 \alpha_2 \alpha_3$). No one had realized that this energy threshold was strongly dependent on the ‘running’ of the masses. This is now called: the EGM effect (from the initials of Evolution of Gaugino Masses).

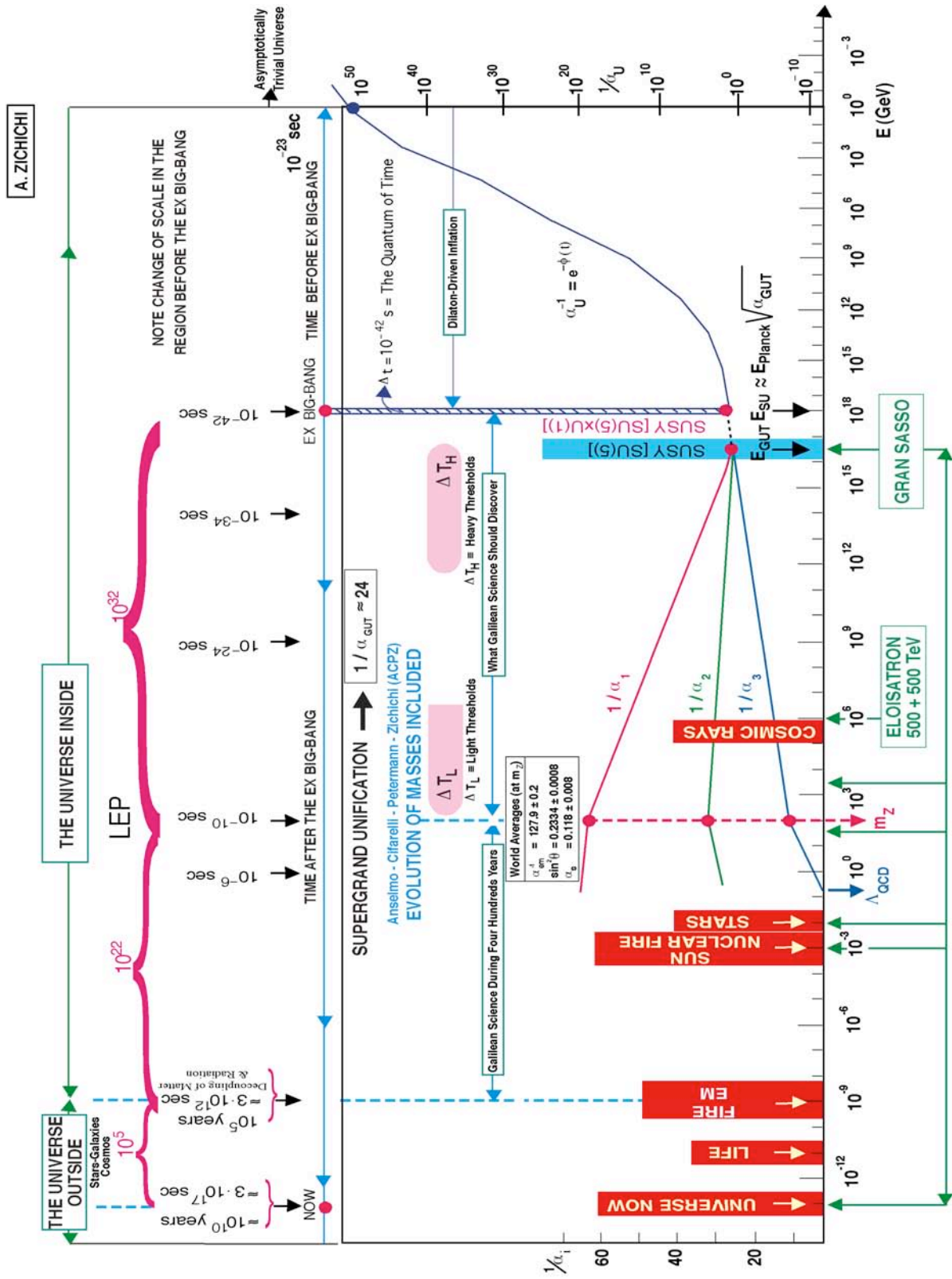


Figure 2

To ‘predict’ the energy threshold using only the ‘running’ of the gauge couplings ($\alpha_1 \alpha_2 \alpha_3$) corresponds to neglecting nearly three orders of magnitude

in the energy threshold for the discovery of the first particle (the lightest) of the Superworld [11], as illustrated in figure 3.

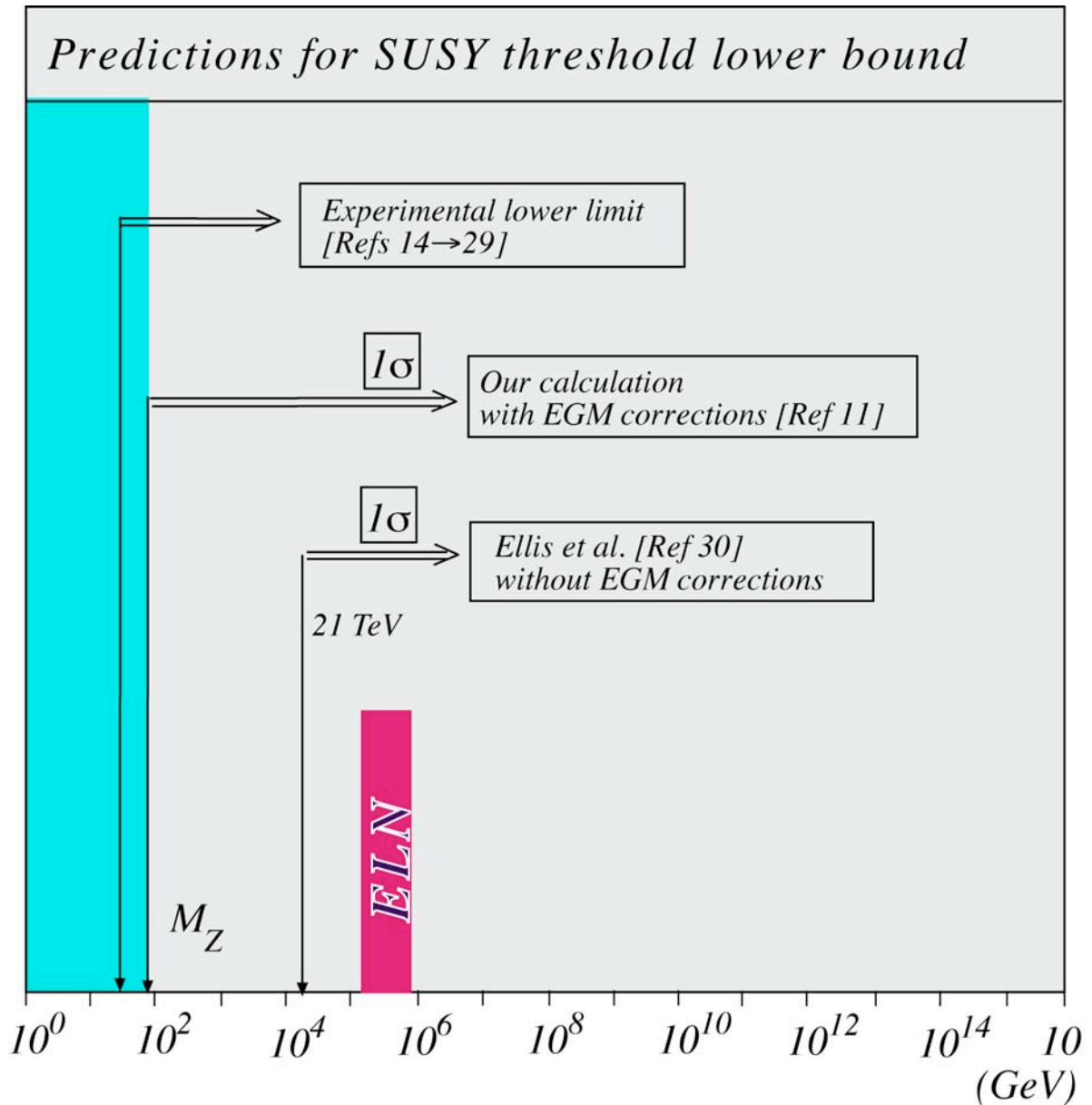


Figure 3

In figure 4 we show how many important properties (at least five, reported in figure 4) of the physics to be described had been neglected by some authors (AdBF), whose claim was to **‘predict’** the energy scale at which the first particle of the Superworld would be discovered.

In order to attempt giving such a prediction, there are at least five important properties to be taken into account, as reported in the last five columns (6–10) of figure 4. This is very instructive in order to realize the danger

of making ‘predictions’, even when the mathematics is more accurate than the one used for Meteorology and Climatology ‘predictions’; and even if in our case there are no dozens of ‘free’ parameters, but fundamental quantities carefully measured in our laboratories.

●	①	②	③	④	⑤	⑥	⑦	⑧	⑨	⑩
Authors	<i>Input data</i>	<i>Errors</i>	<i>EC</i>	<i>M_{SUSY}</i>	<i>CC</i>	<i>UC</i>	<i>ΔT_L</i>	<i>M_X</i>	<i>ΔT_H</i>	<i>EGM</i>
ACPZ [11, 13, 31–35]	WA	± 2 σ	all possible solutions (24)	Yes	physical	Yes	Yes	Yes	Yes	Yes
Authors	<i>Input data</i>	<i>Errors</i>	<i>EC</i>	<i>M_{SUSY}</i>	<i>CC</i>	<i>UC</i>	<i>ΔT_L</i>	<i>M_X</i>	<i>ΔT_H</i>	<i>EGM</i>
AdBF [36]	only one experiment	± 1 σ	only one solution	Yes	Geometrical	No	No	No	No	No
<p>① <i>WA</i> ≡ <i>World Average</i> ② <i>Errors</i> ≡ <i>Uncertainty taken from all data (World Average) or from a single experiment</i> ③ <i>EC</i> ≡ <i>Evolution of Couplings</i> ④ <i>M_{SUSY}</i> ≡ <i>Mass Scale assumed to represent the Supersymmetry Scale breaking</i> ⑤ <i>CC</i> ≡ <i>Convergence of Couplings</i> ⑥ <i>UC</i> ≡ <i>Unification of Couplings above E_{GUT}</i> ⑦ <i>ΔT_L</i> ≡ <i>Low Energy threshold</i> ⑧ <i>M_X</i> ≡ <i>Mass Scale at the breaking of the Grand Unified Theory to the SU(3)xSU(2)xU(1)</i> ⑨ <i>ΔT_H</i> ≡ <i>High Energy threshold</i> ⑩ <i>EGM</i> ≡ <i>Evolution of Gaugino Masses</i></p>										

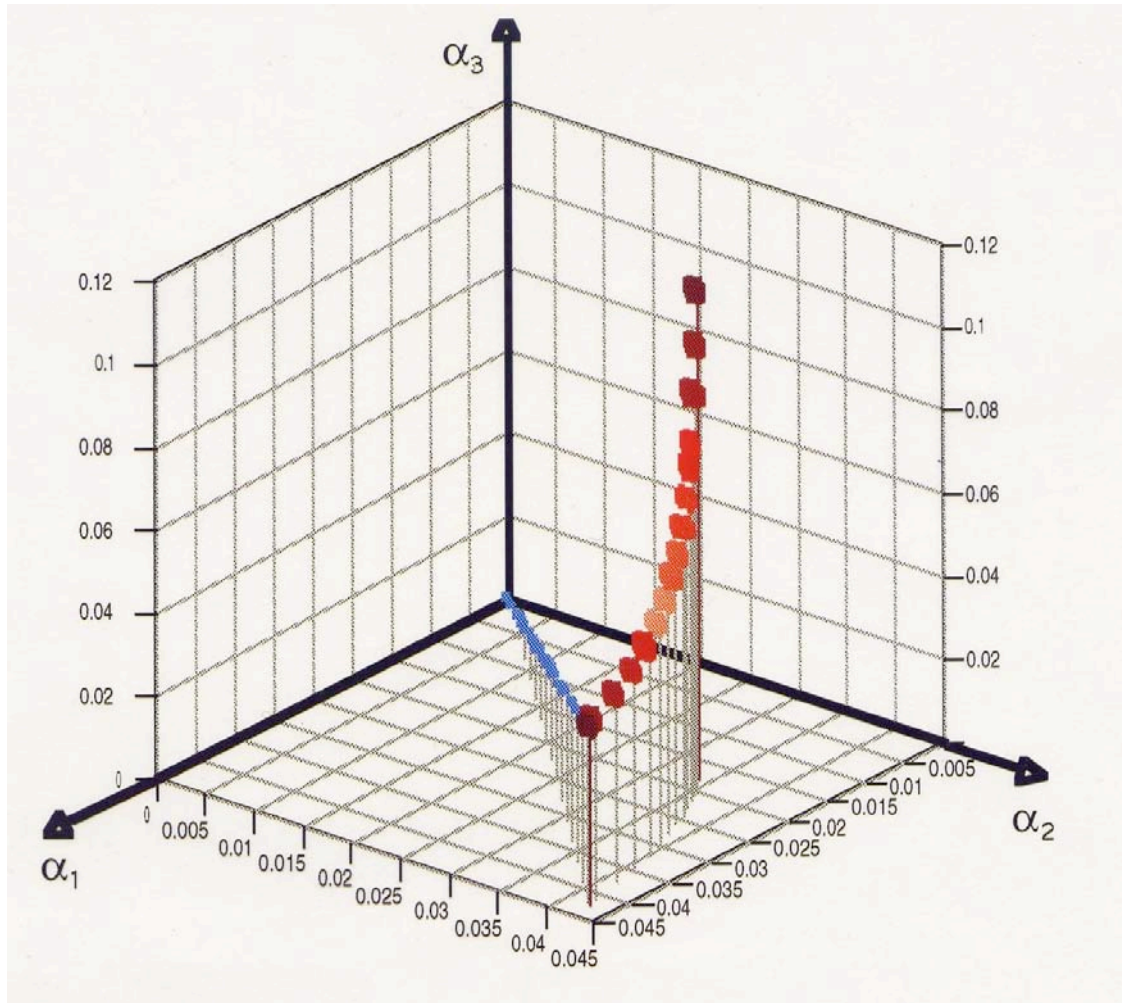
Figure 4

In figure 5, we show a different way of reporting the results obtained using the same (1) mathematical structure (RGEs). The three axis are the gauge couplings $\alpha_1 \alpha_2 \alpha_3$ and the other details are given in the figure caption.

After we have published these results [31], the $(\alpha_1 \alpha_2 \alpha_3)$ graph has been given the name of ‘action space’.

In this space the ‘straight’ line should be the one which would naively be considered the ‘platonic’ way of ‘predicting’ the changes of $\alpha_1 \alpha_2 \alpha_3$ in order to have them meet at the same point E_{GUT} (the last in the graph).

Despite the ‘Platonic’ Simplicity would indicate the series of points making up the straight line as the platonic ideally simple solution, the real solution is the sequence of points which totally deviate from the straight line.



The points have a sequence of 100 GeV in energy. The last point where the ‘ideal’ platonic straight line intercepts the theoretical prediction is at the energy of the Grand Unification. This corresponds to $E_{GU} = 10^{16.2}$ GeV. Other detailed information on the theoretical inputs: the number of fermionic families, N_F , is 3; the number of Higgs particles, N_H , is 2. The input value of the gauge coupling α_3 is taken at the Z^0 -mass: $\alpha_3(M_Z) = 0.118 \pm 0.008$; the other input is the ratio of weak and electromagnetic couplings also measured at the Z^0 -mass value: $\sin^2 \theta_W(M_Z) = 0.2334 \pm 0.0008$.

Figure 5

Finally, in figure 6 we give a simplified version of our analysis whose ‘predictions’ are relevant for the projects being implemented, for example the new CERN collider LHC and the project for the most powerful collider in the world (ELN) at (500+500) TeV.

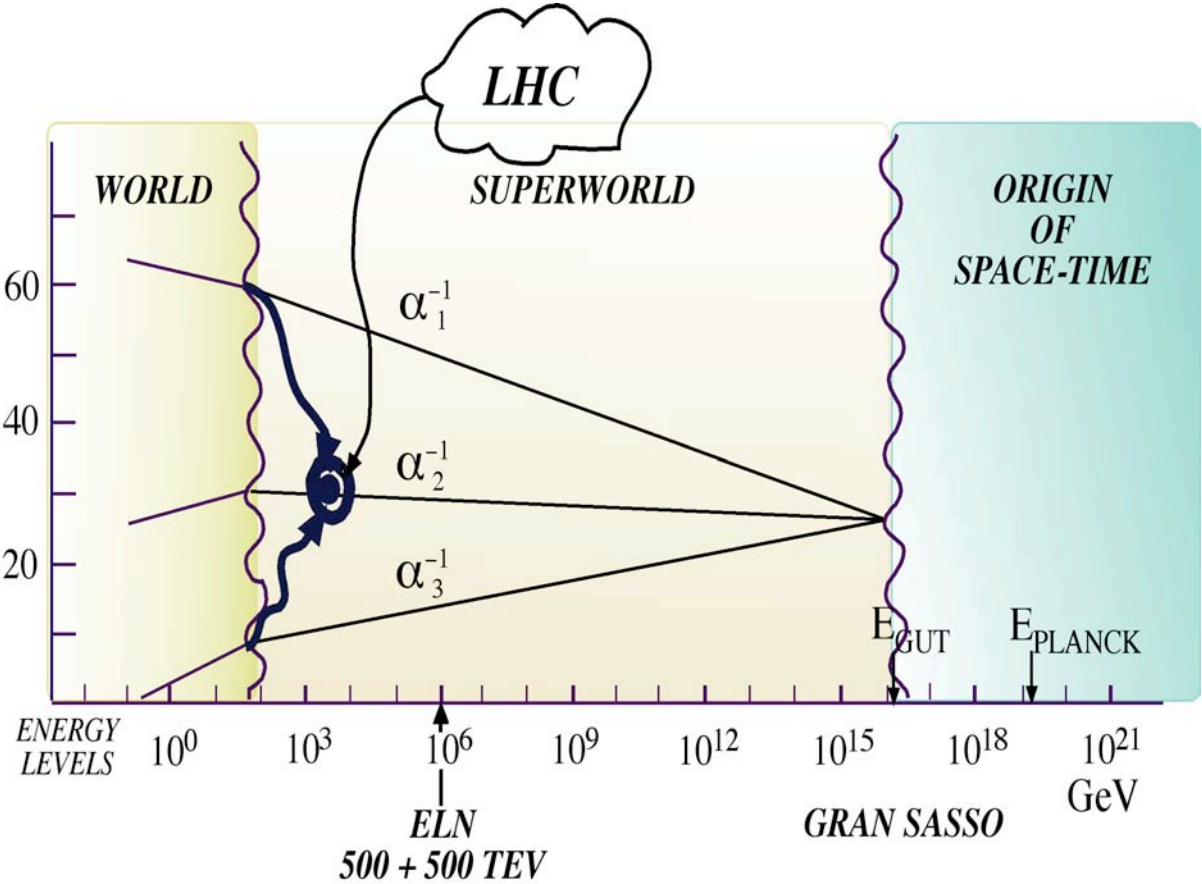


Figure 6

Our attempts to make ‘predictions’ do not attract the attention of people in the street since they deal with problems like the origin of space-time, as shown in figure 6.

The point I would like to call everybody’s attention is that we have problems in making predictions [37] on the energy threshold for the existence of the superworld and other properties of the real world despite the mathematical structure we use is more powerful and accurate than the one used by Meteorology and Climate change model builders. Their ability to make ‘predictions’ should be weakened by far more than it is in our case.

3 – CONCLUSION

During the past three years (2004-2005-2006) at the Erice International Seminars for the study of Planetary Emergencies, the status and the predictions in the field of Meteorology and Climate change have been discussed by eminent specialists. The details of what I have reported in the first part of this paper can be found in the proceedings of the above quoted Seminars [8, 9, 10].

In the second part of my report, the Science of Complexity and the problems of predictions at the fundamental level of scientific knowledge have been discussed.

The conclusion is that years of work and strong financial support are needed in order to improve the theoretical formulation of the problems and the corresponding experimental worldwide observations. The two NASA satellites Cloud-Sat and Calypso and the associated projects are an example of what is needed before anyone can claim that a scientific rigorous understanding has been achieved in mastering all Meteorology and Climate change problems of the past, present and future.

ACKNOWLEDGEMENTS

I would like to thank my colleague and friend André Peterman (co-author of the RGEs), the specialists and the multidisciplinary scientists (listed in the following pages) who participated in our Sessions on Meteorology and Climate change at the International Seminars on Planetary Emergencies in Erice, during the years 2004, 2005 and 2006 [8, 9, 10].

The number/s in parenthesis indicate the International Seminar/s to which the fellows contributed.

Professor Pradeep Aggarwal (8)

International Atomic Energy Agency
Vienna, **Austria**

Professor Amir I. Ajami (8)

International Agriculture Programs
University of Arizona
Tucson, AZ, **USA**

Dr. Hussain Saleh Al-Shahristani (8)

University of Surrey
Guilford, **UK**

Dr. Natasha Andronova (9)	Department of Atmospheric Sciences University of Illinois Urbana, IL, USA
Dr. Giuseppe Tito Aronica (9, 10)	Department of Civil Engineering University of Messina Messina, Italy
Dr. Scott Atran (8, 9)	Institut Jean Nicod, CNRS Paris, France and University of Michigan Ann Arbor, MI, USA
Professor Aurelio Aureli (8, 9, 10)	Department of Applied Geology University of Palermo Palermo, Italy
Dr. Lela Bakanidze (8)	Department of Biosafety and Threat Reduction, NCDC Tbilisi, Georgia
Professor Abul Barkat (8)	University of Dhaka Dhaka, Bangladesh
Professor William A. Barletta (8, 9, 10)	Accelerator & Fusion Research Division Lawrence Berkeley National Laboratory Berkeley, CA, USA
Professor Giovanni Barrocu (9, 10)	Department of Land Engineering University of Cagliari Cagliari, Italy
Professor J. Ray Bates (8)	Department of Geophysics and DCESS Niels Bohr Institute for Astronomy, Physics and Geophysics, University of Copenhagen Copenhagen, Denmark
Dr. Michael J.S. Belton (10)	Belton Space Exploration Initiatives, LLC Tuscon, AZ, USA
Professor Isaac Ben-Israel (8)	School of Government and Policy University of Tel-Aviv Tel-Aviv, Israel
Professor Adolf Birkhofer (9)	Reactor Dynamics and Security Technische Universität München Garching, Germany
Dr. Antonio Boccafoschi (10)	Department of Civil & Environmental Engineering University of Catania Catania , Italy
Professor J. M. Borthagaray (8, 9, 10)	Instituto Superior de Urbanismo University of Buenos Aires Buenos Aires, Argentina

Dr. Olivia Bosch (8, 9)	New Security Issues Programme Royal Institute of International Affairs London, UK
Dr. Jacques Bouchard (10)	French Atomic Energy Commission (CEA) Paris, France
Dr. Vladimir B. Britkov (8, 9, 10)	Information Systems Laboratory Institute for Systems Analysis Moscow, Russia
Professor Herbert Budka (8, 9)	Institute of Neurology University of Vienna Vienna, Austria
Dr. Robert Budnitz (9)	Energy & Environment Directorate Lawrence Livermore National Laboratory Livermore, CA, USA
Colonel Christian Bühlmann (10)	Research & Development HQ Planification Services Military Federal Department Bern, Switzerland
Dr. Franco Buonaguro (8, 9, 10)	Istituto Nazionale dei Tumori "Fondazione G. Pascale" Napoli, Italy
Dr. Philip H. Burgi (9, 10)	Environmental Water Resources Institute Wheat Ridge, USA
Dr. Diego Buriot (8, 9, 10)	Former Special Advisor to the Assistant Director General Communicable Diseases World Health Organisation Geneva, Switzerland
Dr. Gina M. Calderone (8, 9, 10)	EA Science and Technology Newburgh, USA
Professor Antonino Cancelliere (9, 10)	Department Civil and Environmental Engineering University of Catania Catania, Italy
Dr. Angela Candela (9, 10)	Department of Hydraulic Engineering University of Palermo Palermo, Italy
Dr. Gregory R. Carmichael (10)	Department of Chemical and Biochemical Engineering The University of Iowa Iowa City, IA, USA
Dr. Salvatore Carrubba (8, 9, 10)	Department of Applied Geology University of Palermo Palermo, Italy
Dr. John P. Casciano (8, 9)	GrayStarVision, LLC Chantilly, USA

Dr. Alberto Cellino (8)	Osservatorio Astronomico di Torino Turin, Italy
Professor Joseph Chahoud (8)	Physics Department Bologna University Bologna, Italy
Dr. David Challoner (9)	US National Academies University of Florida Gainesville, FL, USA
Dr. Clark R. Chapman (8)	Southwest Research Institute Boulder, CO, USA
Dr. Nathalie Charpak (8, 9, 10)	Kangaroo Foundation Bogotá, Colombia
Dr. Sundar A. Christopher (10)	Department of Atmospheric Sciences University of Alabama Huntsville, AL, USA
Professor Petr Chylek (9)	Departments of Physics and Oceanography Dalhousie University Halifax, Canada
Professor Massimo V. Civita (9)	Applied Hydrogeology Polytechnic of Turin Turin, Italy
Professor Robert Clark (8, 9, 10)	Hydrology and Water Resources University of Arizona Tucson, AZ, USA
Professor Christopher D. Ellis (10)	Landscape Architecture and Urban Planning Texas A&M University College Station, TX, USA
Dr. Socorro de Leon-Mendoza (8, 10)	Neonatology Unit Jose Fabella Memorial Hospital Manila, Philippines
Professor Guy de Thé (8, 9)	Epidemiology of Oncogenic Viruses Institut Pasteur Paris, France
Dr. Jean-François Debroux (10)	Kennedy/Jenks Consultants San Francisco, CA, USA
Dr. Mario Di Martino (8)	Osservatorio Astronomico di Torino Turin, Italy
Dr. Carmen Difiglio (8, 10)	Office of Policy and International Affairs U.S. Department of Energy Washington, DC, USA

Dr. Mbareck Diop (9, 10)	Science & Technology Advisor to the President of Senegal Dakar, Senegal
Professor H. Douglass (9)	University of Rochester Department of Physics & Astronomy Rochester, NY, USA
Professor Adam Driks (8)	Department of Microbiology and Immunology Loyola University Medical Center Maywood, USA
Profesor Christopher D. Ellis (8, 9)	Landscape Architecture and Urban Planning Texas A&M University College Station, TX, USA
Professor Andrew Curtis Elmore (9, 10)	Department of Geological Engineering University of Missouri Rolla, USA
Dr. Christopher Essex (10)	Department of Applied Mathematics University of Western Ontario London, Ontario, Canada
Dr. Lorne Everett (8, 9, 10)	Chancellor, Lakehead University Thunder Bay, Canada <i>and</i> Haley & Aldrich, Inc. Santa Barbara, CA, USA
Professor Steve Fetter (10)	School of Public Policy University of Maryland College Park. MD, USA
Dr. Philip J. Finck (10)	Applied Science and Technology Argonne National Laboratory Argonne, IL, USA
Professor Baruch Fischhoff (8, 9)	Social & Decision Sciences Department Carnegie Mellon University Pittsburgh, PA, USA
Dr. Robert Fox (8)	Defence Correspondent and Historian London, UK
Dr. Lawrence Friedl (10)	NASA Applied Sciences Program NASA Headquarters Washington, DC, USA
Professor William Fulkerson (9, 10)	Joint Institute for Energy and Environment University of Tennessee Knoxville, TN, USA
Dr. Bertil Galland (8, 9, 10)	Writer and Historian Buxy, France

Professor Richard L. Garwin (8, 10)	Thomas J. Watson Research Center IBM Research Division Yorktown Heights, NY, USA
Professor Bernardino Ghetti (8)	Department of Pathology & Laboratory Medicine Indiana University Indianapolis, IN, USA
Dr. Marc Girard (9)	University of Paris VII Paris, France
Dr. Raymond Goldstein (8)	Space Science and Engineering Division Southwest Research Institute San Antonio, TX, USA
Professor Geraldo Gomes Serra (8, 9, 10)	NUTAU University of São Paulo São Paulo, Brazil
Professor Alberto González-Pozo (8, 9, 10)	Theory and Analysis Department Universidad Autónoma Metropolitana Mexico D.F., Mexico
Dr. Balamurugan Gurusamy (8, 9)	Environmental Engineering Technical Division The Institution of Engineers Malaysia Kuala Lumpur, Malaysia
Professor Munther J. Haddadin (8, 9, 10)	Former Minister of Water & Irrigation of the Hashemite Kingdom of Jordan Amman, Jordan
Dr. Alan W. Harris (8)	DLR, Institute for Planetary Exploration Berlin, Germany
Professor Nigel Harris (8)	Economics of the City University of London London, UK
Sir Brian Heap (10)	St Edmund's College University of Cambridge Cambridge, UK
Dr. Udo Helmbrecht (10)	Federal Office for the Security of Information Technologies Bonn, Germany
Professor Pervez Hoodbhoy (8, 10)	Physics Department Quaid-e-Azam University Islamabad, Pakistan
Dr. Richard Hoskins (10)	International Atomic Energy Agency Vienna, Austria
Dr. Kembra Howdeshell (10)	Reproductive Toxicology Division NHEERL, ORD, EPA North Carolina, USA

Professor Reiner K. Huber (9, 10)	Faculty of Information Technologies German Armed Forces University München Neubiberg, Germany
Professor Walter F. Huebner (8, 10)	Southwest Research Institute San Antonio, TX, USA
Dr. Christiane Huraux (8, 10)	Pédiatre-Neonatologue Creteil, France
Dr. Jafar Dhia Jafar (8, 10)	Uruk Project Development Company Dubai, United Arab Emirates
Dr. Rolf K. Jenny (8)	Global Commission on International Migration Geneva, Switzerland
Professor Leonardas Kairiukstis (10)	Laboratory of Ecology and Forestry Kaunas-Girlonys, Lithuania
Dr. Ahmad Kamal (8, 9, 10)	Ambassador – United Nations Institute for Training and Research, New York Office New York, NY, USA
Ms. Muthoni Kareithi Fanin (9)	InterAcademy Medical Panel Executive Committee Trieste, Italy
Dr. Bradford Kay (8)	Laboratory Capacity Development & Biosafety World Health Organisation / CRS Office Lyon, France
Professor Barry Kellman (8)	International Weapons Control Center Chicago, IL, USA
Dr. M. Reza Khatami (8)	Tehran University of Medical Sciences (TUMS) Tehran, Iran
Dr. Hisham Khatib (8, 9, 10)	World Energy Council Amman, Jordan
Professor Pradeep Khosla (10)	Carnegie Institute of Technology Pittsburgh, PA, USA
Professor Alexander Konovalov (10)	Moscow State Institute of International Relations Moscow, Russia
Dr. Stephen J. Kowall (8)	Idaho National Engineering and Environmental Laboratory Idaho Falls, USA
Professor Joachim Krause (10)	Institute for Social Sciences University of Kiel Kiel, Germany
Dr. Vasily Krivokhiza (8)	International Department Federal Assembly of the Russian Federation Moscow, Russia

Professor Valery P. Kukhar (8, 9, 10)	Institute for Bio-organic Chemistry Academy of Sciences Kiev, Ukraine
Dr. Arun Kumar (8)	Development Alternatives New Delhi, India
Sir Peter Lachmann (9)	Emeritus Professor of Immunology Centre for Veterinary Science Cambridge, UK
Professor Klaus S. Lackner (9)	The Earth Engineering Center Columbia University New York, NY, USA
Dr. Eric F. Lambin (9)	Department of Geography University of Louvain Louvain-la-Neuve, Belgium
Professor Stephen Lau (8)	Department of Architecture University of Hong Kong Pokfulam, Hong Kong
Professor Tsung-Dao Lee (8, 9, 10)	Department of Physics Columbia University New York, NY, USA
Dr. Ants Leetmaa (9)	Geophysical Fluid Dynamics Laboratory Princeton, NJ, USA
Professor Axel Lehmann (8, 9, 10)	Institute for Technical Computer Sciences German Armed Forces University München Neubiberg, Germany
Dr. Sally Leivesley (8)	NewRisk Limited London, UK
Dr. Richard L. Garwin (9)	Thomas J. Watson Research Center IBM Research Division Yorktown Heights, USA
Professor Jan Lindsten (9)	Emeritus Professor of Medical Genetics Royal Swedish Academy of Sciences Stockholm, Sweden
Professor Richard S. Lindzen (9)	Department of Earth, Atmospheric & Planetary Sciences Massachusetts Institute of Technology Cambridge, MA, USA
Mr. Ronald Linsky (8)	National Water Research Institute Fountain Valley, USA
Professor John S. Mackenzie (9)	Australian Biosecurity CRC Curtin University of Technology Perth, Australia

Dr. Jean Claude Manuguerra (9)	Institut Pasteur Paris, France
Professor Sergio Martellucci (8, 9)	Facoltà di Ingegneria Università degli Studi di Roma "Tor Vergata" Rome, Italy
Dr. Kazuaki Matsui (10)	The Institute of Applied Energy Tokyo, Japan
Dr. Anthony D. Mbewu (9)	Vice President Academy of Sciences of South Africa Tygerberg, South Africa
Dr. Charles McCombie (10)	Arius Association Baden, Switzerland
Professor Marija Milosevska (9)	Ministry of Education and Science Skopje, Macedonia
Dr. Akira Miyahara (8, 9, 10)	National Institute for Fusion Science Tokyo, Japan
Captain Charles Moore (10)	Algalita Marine Research Foundation Long Beach, CA, USA
Dr. Alan L. Moore (8)	Redstone Arsenal Alabama, USA
Professor El Hadji Abib Ngom (8)	Ecole Supérieure Polytechnique Dakar, Senegal
Dr. Thu Nga Nguyen (8)	Department of Pediatrics Vietnam Sweden Uongbi Hospital Uongbi, Vietnam
Professor Jörg Oehlmann (10)	Department of Aquatic Ecotoxicology Institute for Ecology, Evolution and Diversity Johann Wolfgang Goethe University Frankfurt, Germany
Professor Lennart Olsson (9)	Lund University Centre for Sustainability Studies Lund, Sweden
Dr. Jef Ongena (8, 9, 10)	Plasmaphysics Laboratory Ecole Royale Militaire Brussels, Belgium
Professor Albert D.M.E. Osterhaus (9, 10)	Department of Virology Erasmus Medical Center Rotterdam, The Netherlands
Professor Paola Palanza (10)	Evolutional and Functional Biology University of Parma Parma, Italy

Professor Garth W. Paltridge (8)	Institute of Antarctic and Southern Ocean Studies University of Tasmania Hobart, Australia
Professor Donato Palumbo (8, 9, 10)	World Laboratory Centre Fusion Training Programme Palermo, Italy
Professor Frank Leon Parker (9)	Department of Environmental Engineering Vanderbilt University Nashville, TN, USA
Dr. Richard Parker (9)	Parker Geoscience Consulting, LLC Arvada, USA
Professor Stefano Parmigiani (8, 10)	Evolutional and Functional Biology University of Parma Parma, Italy
Dr. John S. Perry (8, 9)	National Research Council Alexandria, USA
Professor Margaret Petersen (8, 9, 10)	Hydrology & Water Resources University of Arizona Tucson, AZ, USA
Professor Andrei Piontkovsky (8)	Strategic Studies Centre Moscow, Russia
Professor Juras Pozela (8, 9, 10)	Lithuanian Academy of Sciences Vilnius, Lithuania
Dr. Elizabeth Prescott (8)	US Senate Committee of Health, Labor & Pensions Washington, DC, USA
Professor Stephen D. Prince (9)	Regional Earth Science Applications Center University of Maryland College Park, MD, USA
Professor Richard Ragaini (9, 10)	Department of Environmental Protection Lawrence Livermore National Laboratory Livermore, CA, USA
Professor Vittorio Ragaini (8)	Chemical Physics and Electro-Chemistry University of Milano Milan, Italy
Professor Ramamurti Rajaraman (10)	School of Physical Sciences Jawaharlal Nehru University New Delhi, India
Professor Karl Rebane (9)	Institute of Physics University of Tallinn Tallinn, Estonia

Professor Bartolomeo Reitano (10)	Department of Civil and Environmental Engineering University of Catania Catania, Italy
Professor Paolo Ricci (9, 10)	Department of Environmental Sciences University of San Francisco San Francisco, CA, USA
Dr. Maura Ricketts (8)	Blood Safety and Health Care Acquired Infections Ottawa, Canada
Dr. Luca Rossi (9, 10)	Civil Protection Department Planning Office for Risk evaluation and Prevention Rome, Italy
Professor Giuseppe Rossi (10)	Department of Civil and Environmental Engineering University of Catania Catania, Italy
Professor Zenonas Rudzikas (8, 9, 10)	Theoretical Physics & Astronomy Institute Lithuanian Academy of Sciences Vilnius, Lithuania
Dr. Juan Ruiz (8, 10)	Department of Pediatrics San Ignacio Hospital Bogotá, Colombia
Dr. Ali Safaeinili (8)	Jet Propulsion Laboratory Pasadena, CA, USA
Dr. Reynold Salerno (8)	Biosecurity Program International Security Center Sandia National Laboratories Albuquerque, NM, USA
Professor Perla Santos-Ocampo (9)	National Academy of Science & Technology Metro Manila, Philippines
Dr. Mauro Saviola (8)	Mauro Saviola Group Mantova, Italy
Professor Robert Schock (9)	Center for Global Security Research Lawrence Livermore National Laboratory Livermore, CA, USA
Professor Hiltmar Schubert (8, 10)	Fraunhofer-Institut für Chemische Technologie, ICT Pfinztal, Germany
Dr. Russell L. Schweickart (8)	B612 Foundation Tiburon, USA
Dr. Adnan Shihab-Eldin (9)	Research Division Organisation of Petroleum Exporting Countries, OPEC Vienna, Austria

Professor S. Fred Singer (9)	The Science & Environmental Policy Project Arlington, USA
Professor K.C Sivaramakrishnan (8)	Centre for Policy Research New Dehli, India
Professor Soroosh Sorooshian (8)	Department of Civil and Environmental Engineering University of California at Irvine Irvine, CA, USA
Professor William A. Sprigg (8, 9, 10)	Institute of Atmospheric Physics University of Arizona Tucson, AZ, USA
Dr. Graeme Stephens (10)	Department of Atmospheric Science Colorado State University Fort Collins, USA
Dr. Peter Stott (9)	Hadley Centre for Climate Prediction and Research University of Reading Reading, UK
Dr. Bruce Stram (8, 9, 10)	BST Ventures Houston, TX, USA
Dr. Shanna H. Swan (10)	Center for Reproductive Epidemiology University of Rochester Rochester, NY, USA
Dr. Chris Talsness (10)	Department of Toxicology Benjamin Franklin Medical Center Charité Universitätsmedizin Berlin Berlin, Germany
Dr. Terence Taylor (8)	International Institute for Strategic Studies - US Washington, DC, USA
Ambassador Roland Timerbaev (10)	Center for Policy Studies in Russia Moscow, Russia
Dr. Andrew F.B. Tompson (8)	Geosciences and Environmental Technologies Lawrence Livermore National Laboratory Livermore, CA, USA
Professor Vitali Tsygichko (8)	Institute for System Studies Russian Academy of Sciences Moscow, Russia
Professor Wouter van Dieren (10)	IMSA Amsterdam Amsterdam, The Netherlands
Professor Jan Veizer (9)	Department of Earth Sciences University of Ottawa Ottawa, Canada

Dr. Frederick S. vom Saal (8, 10)	Division of Biological Sciences University of Missouri Columbia, SC, USA
Dr. David C. Wade (9)	Applied Science & Technology Directorate Argonne National Laboratory Argonne, IL, USA
Professor François Waelbroeck (8, 9, 10)	World Laboratory Centre Fusion Training Programme St. Amandsberg, Belgium
Dr. Andrew Warren (9)	Department of Geography University College of London London, UK
Dr. Henning Wegener (8, 9, 10)	Ambassador of Germany Information Security Permanent Monitoring Panel World Federation of Scientists Madrid, Spain
Dr. Jody Westby (8, 10)	Global Cyber Risk LLC Washington, DC, USA
Dr. Tom M.L. Wigley (8)	National Center for Atmospheric Research Boulder, CO, USA
Professor Robert G. Will (8)	National CJD Surveillance Unit Western General Hospital Edinburgh, UK
Professor Richard Wilson (8, 9, 10)	Department of Physics Harvard University Cambridge, MA, USA
Dr. Georg Witschel (8)	Federal Government Commissioner for Combating International Terrorism Ministry of Foreign Affairs Berlin, Germany
Professor Aaron Yair (8, 9)	Department of Geography The Hebrew University Mount Scopus Campus Jerusalem, Israel
Dr. Hajime Yano (8, 10)	Department of Planetary Science The Graduate University for Advanced Studies Kanagawa, Japan
Dr. Donald K. Yeomans (8)	NASA Near-Earth Object Program Jet Propulsion Laboratory Pasadena, CA, USA
Dr. Rolf K. Zetterström (8, 9)	Acta Paediatrica Stockholm, Sweden

Professor Guangzhao Zhou (8)

Standing Committee of the National People's Congress
The China Association for Science & Technology
Beijing, **PRC**

Dr. John Zinn (10)

Los Alamos National Laboratory
Los Alamos, NM, **USA**

4 – ADDENDUM

THE SCIENCE OF COMPLEXITY AT THE FUNDAMENTAL LEVEL OF SCIENTIFIC KNOWLEDGE

In this Addendum I try to report a synthesis of the main steps in the study of Complexity at the fundamental level of scientific knowledge.

In figure 7 it is shown the general trend which considers Science the result of the rigorous logic needed, thanks to mathematics, to make 'predictions'. These predictions are possible because of reductionism in the study of the real world where Simplicity is to be searched in order to find out the correct way to solve a problem.

On the opposite side there is History, which needs a holistic approach with the whole of our knowledge being involved and this is why History is considered to be the asymptotic limit of Complexity.

The general trend has so far been to identify Science and History as the extreme limits of Simplicity and Complexity, respectively. The present status is drastically different, as shown in Figure 9. After 400 years of the reductionism it could be that we need to consider Holism as the basic structure of Science. We are not going back to the pre-scientific holistic approach. The rigorous knowledge we have achieved thanks to Science remains valid. It is the understanding of Holism that needs Science even if the final result could be that Science is NP complete, as shown in figure 9. In other words the great steps in Science are all UEEC events. But when such an unexpected event comes in, we need the reductionistic approach in terms of mathematical rigour and of reproducible experiments to make predictions.

Let us go back to History and Science as the two extreme limits of Complexity and Simplicity. In Table 1 we compare these two supposedly asymptotic limits — History and Science — on the basis of 'What if?'; a

condition elaborated by the specialists in what is now known as ‘virtual history’ [38].

On the basis of ‘What if?’ these specialists conclude that the world would not be as it is, if one, or few, or any number of ‘What if?’ had not been as History tells us. This is not the case for Science.

The world would have exactly the same laws and regularities, whether Galileo Galilei or somebody else had discovered that the force F acting on a stone is proportional to the acceleration by gravity (g) and not to the speed, as believed during more than two thousand years: $F = mg$; and so on for all the other scientific discoveries.

It is in the consequences of ‘What if?’ that the two asymptotic limits of Simplicity and Complexity appear to diverge, despite the fact that the sequence of ‘What if?’ in Science belongs to the ‘totally unexpected events’ (UEEC) exactly like the others listed in the column of History. The **UEEC** events reported in figure 10 go from Galilei to Fermi-Dirac and the ‘strange particles’. The **UEEC** events in figures 11, 12 and 13 go from Fermi-Dirac to the construction of the Standard Model; in figure 14 there is a synthesis of **UEEC** events in what we now call the Standard Model and Beyond (**SM&B**). A few cases (seven) where I have been directly involved are summarised in figure 15. Here each **UEEC** event is coupled with a **despite**, in order to emphasize the reason why the event is totally unexpected.

The **SM&B** is the greatest synthesis of all times in the study of the fundamental phenomena governing the Universe in all its structures. The basic achievements of the **SM&B** have been obtained via **UEEC** events; moreover the **SM&B** could not care less about the existence of Platonic Simplicity. An example is shown in figure 16 (reported in the second part of this paper on page 17 as figure 5) where the straight line (small dots) would be the Platonic simple solution towards the Unification of all Fundamental Forces. But the effective unification is ‘predicted’ to be along the sequence of points (the big ones) calculated using the mathematical structure (1) of three differential non linear equations weakly coupled.

This set of figures (10 – 16) is the proof that predictions in Science are possible only when an **UEEC** has been understood in terms of a rigorous

mathematical description based on the reductionistic approach. But the most remarkable feature of Science are the UEEC events. If this is true in the most rigorous way of studying the real world, this must also be true when we depart from what should be the asymptotic limit of Simplicity. The straightforward consequence is that – no matter what will be the predictions in Meteorology and Climate change – the best one is that Meteorology and Climatology are expected to be dominated by UEEC events.

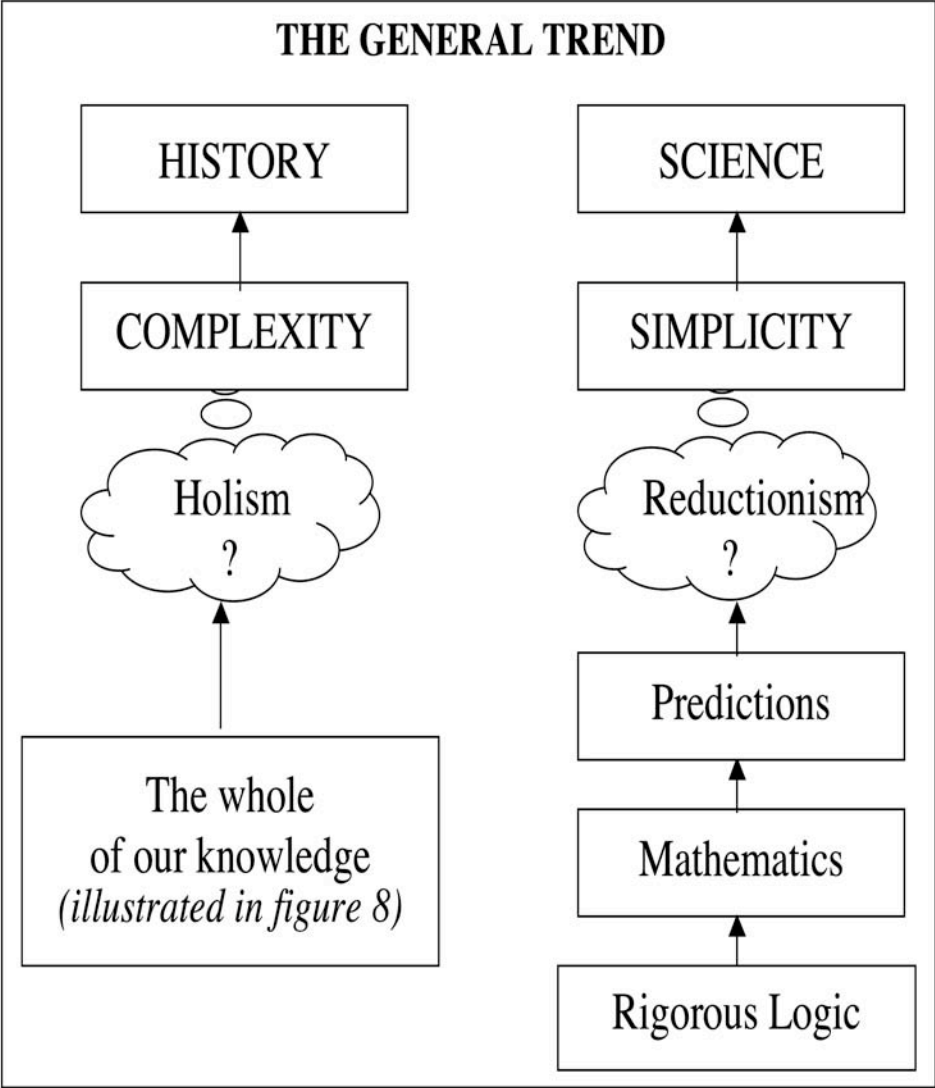


Figure 7

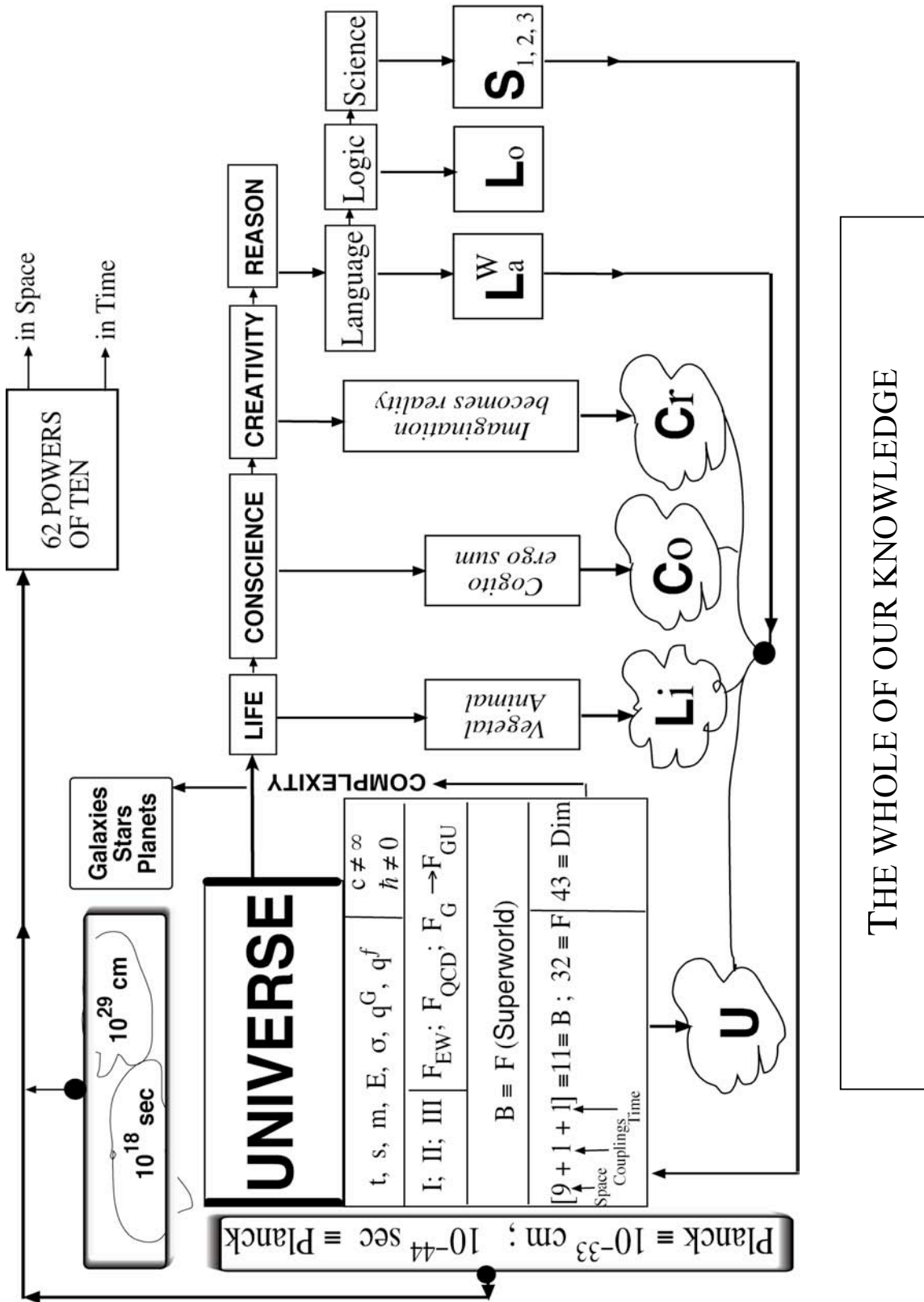


Figure 8

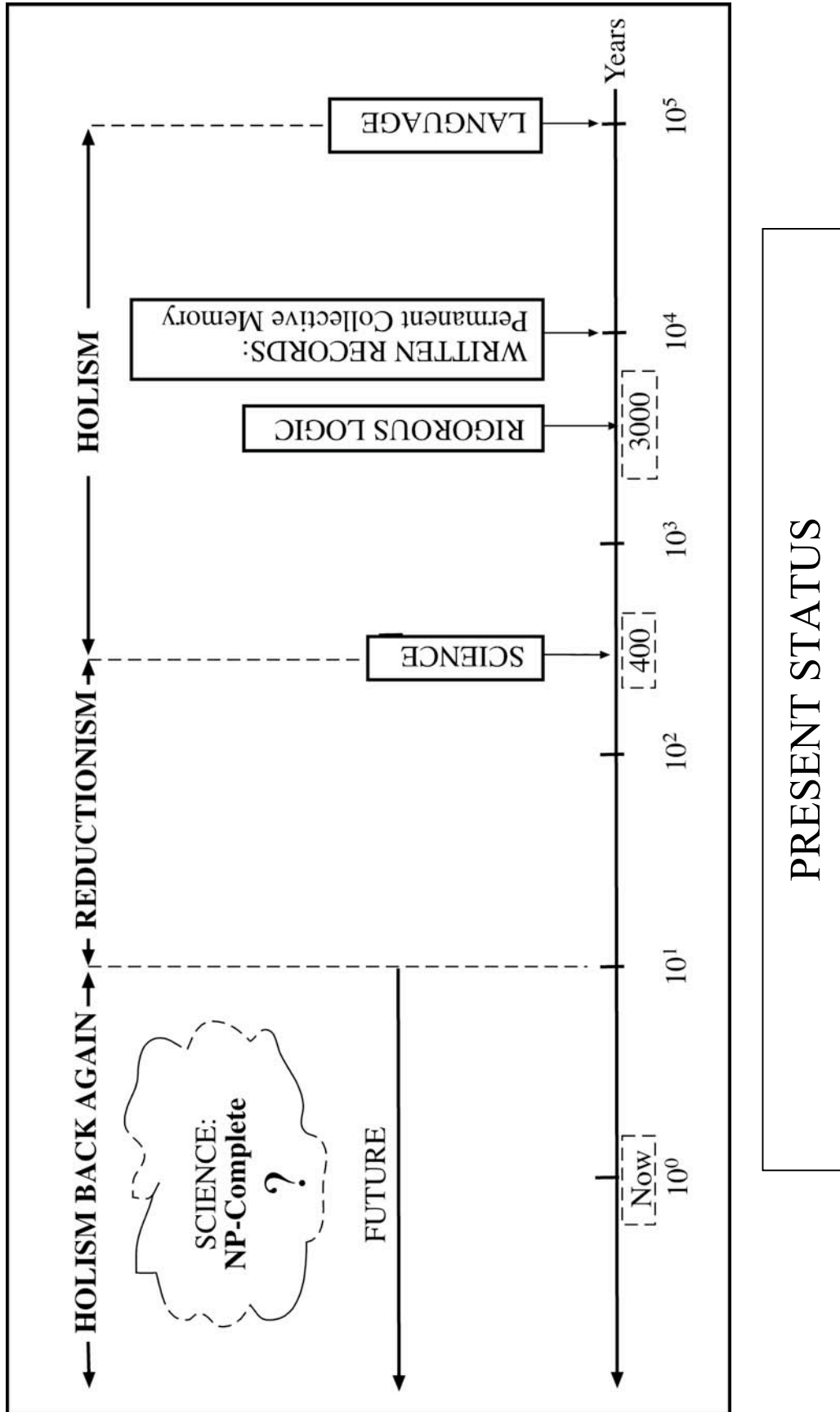


Figure 9

TABLE 1

‘WHAT IF?’			
	In History = EWRL		In Science = EBUS
<i>I</i>	What if Julius Caesar had been assassinated many years before?	<i>I</i>	What if Galileo Galilei had not discovered that $F = mg$?
<i>II</i>	What if Napoleon had not been born?	<i>II</i>	What if Newton had not discovered that $F = G \frac{m_1 \cdot m_2}{R_{12}^2} ?$
<i>III</i>	What if America had been discovered few centuries later?	<i>III</i>	What if Maxwell had not discovered the unification of electricity, magnetism and optical phenomena, which allowed him to conclude that light is a vibration of the EM field?
<i>IV</i>	What if Louis XVI had been able to win against the ‘Storming of the Bastille’?	<i>IV</i>	What if Planck had not discovered that $h \neq 0 ?$
<i>V</i>	What if the 1908 Tunguska Comet had fallen somewhere in Europe instead of Tunguska in Siberia?	<i>V</i>	What if Lorentz had not discovered that space and time cannot be both real?
<i>VI</i>	What if the killer of the Austrian Archduke Francisco Ferdinand had been arrested the day before the Sarajevo event?	<i>VI</i>	What if Einstein had not discovered the existence of time-like and space-like real worlds? Only in the time-like world, simultaneity does not change, with changing observer.
<i>VII</i>	What if Lenin had been killed during his travelling through Germany?	<i>VII</i>	What if Rutherford had not discovered the nucleus?
<i>VIII</i>	What if Hitler had not been appointed Chancellor by the President of the Republic of Weimar Paul von Hindenburg?	<i>VIII</i>	What if Hess had not discovered the cosmic rays?
<i>IX</i>	What if the first nuclear weapon had been built either by Japan before Pearl Harbour (1941) or by Hitler in 1942 or by Stalin in 1943?	<i>IX</i>	What if Dirac had not discovered his equation, which opens new horizons, including the existence of the antiworld?
<i>X</i>	What if Nazi Germany had defeated the Soviet Union?	<i>X</i>	What if Fermi had not discovered the weak forces?
<i>XI</i>	What if Karol Wojtyla had not been elected Pope, thus becoming John Paul II?	<i>XI</i>	What if Fermi and Dirac had not discovered the Fermi–Dirac statistics?
<i>XII</i>	What if the USSR had not collapsed?	<i>XII</i>	What if the ‘strange particles’ had not been discovered in the Blackett Lab?

‘UEEC’
TOTALLY UNEXPECTED DISCOVERIES
FROM GALILEI TO FERMI-DIRAC AND THE ‘STRANGE’ PARTICLES

<i>I</i>	Galileo Galilei discovery of $F = mg$.
<i>II</i>	Newton discovery of $F = G \frac{m_1 \cdot m_2}{R_{12}^2}$
<i>III</i>	Maxwell discovers the unification of electricity, magnetism and optical phenomena, which allows him to conclude that light is a vibration of the EM field.
<i>IV</i>	Planck discovery of $h \neq 0$.
<i>V</i>	Lorentz discovers that space and time cannot be both real.
<i>VI</i>	Einstein discovers the existence of time-like and space-like worlds. Only in the time-like world, simultaneity does not change, with changing observer.
<i>VII</i>	Rutherford discovers the nucleus.
<i>VIII</i>	Hess discovers the cosmic rays.
<i>IX</i>	Dirac discovers his equation, which opens new horizons, including the existence of the antiworld.
<i>X</i>	Fermi discovers the weak forces.
<i>XI</i>	Fermi and Dirac discover the Fermi–Dirac statistics.
<i>XII</i>	The ‘strange particles’ are discovered in the Blackett Lab.

Figure 10

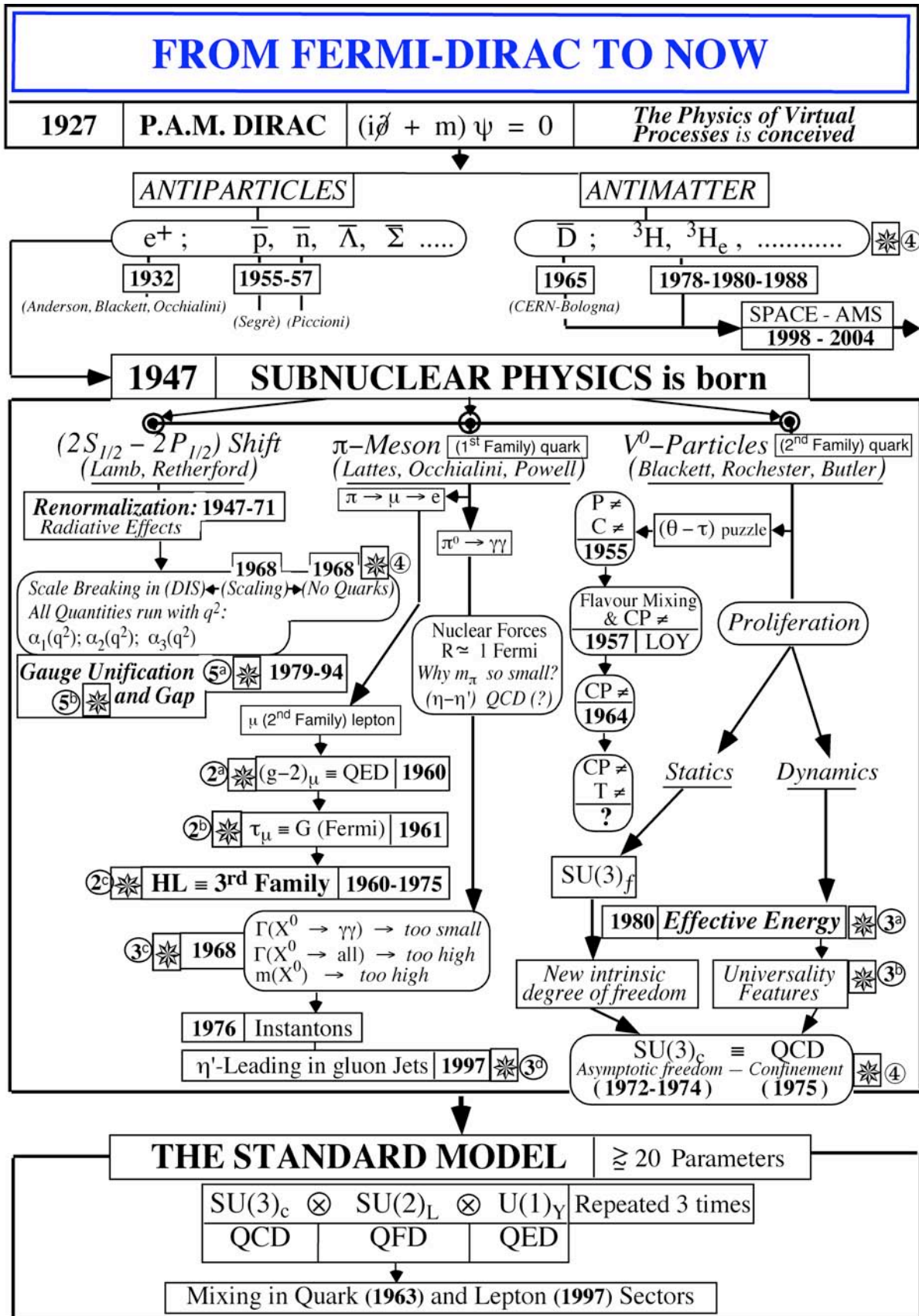


Figure 11

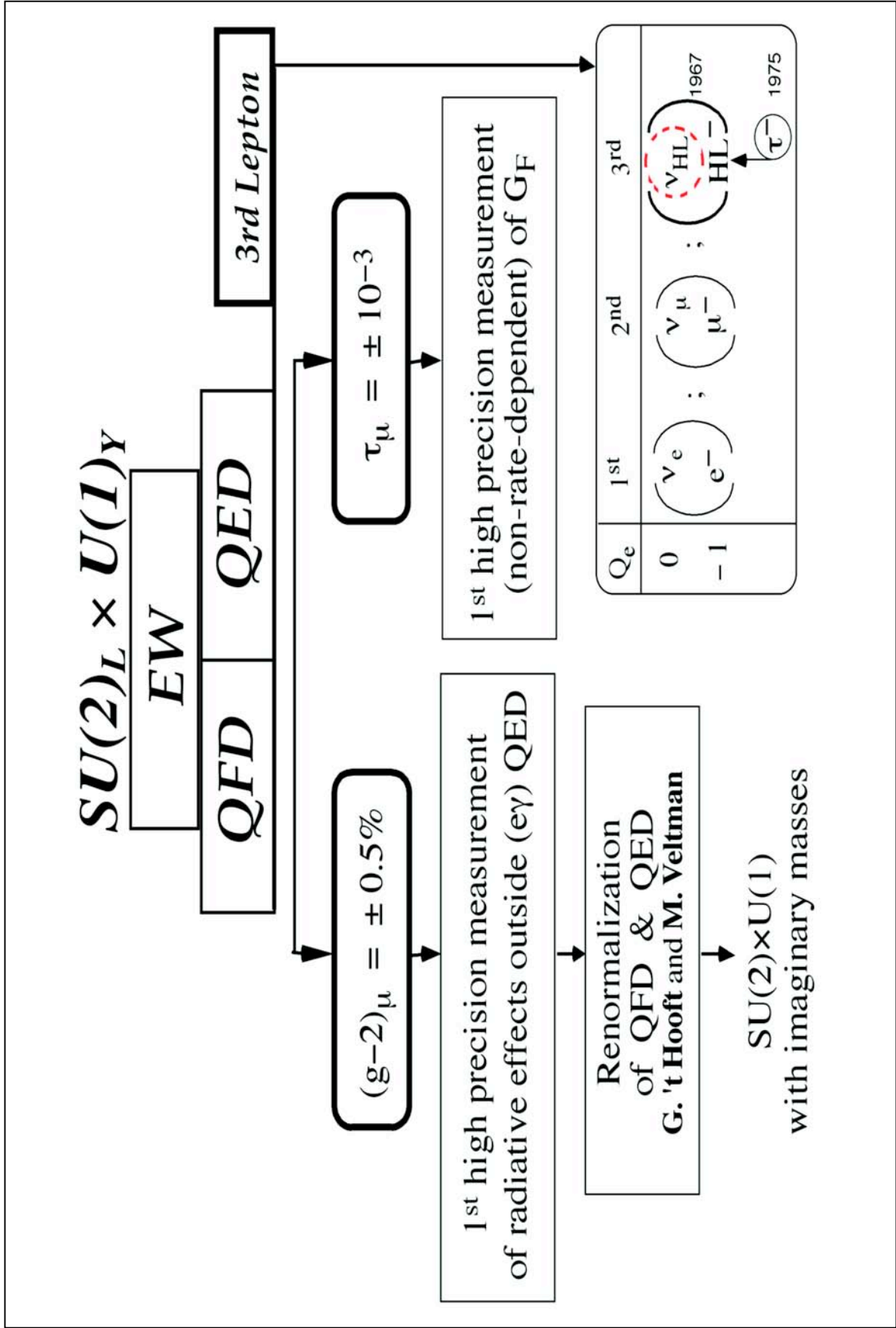


Figure 12: Details from figure 11, concerning $SU(2)_L$ and $U(1)_Y$.

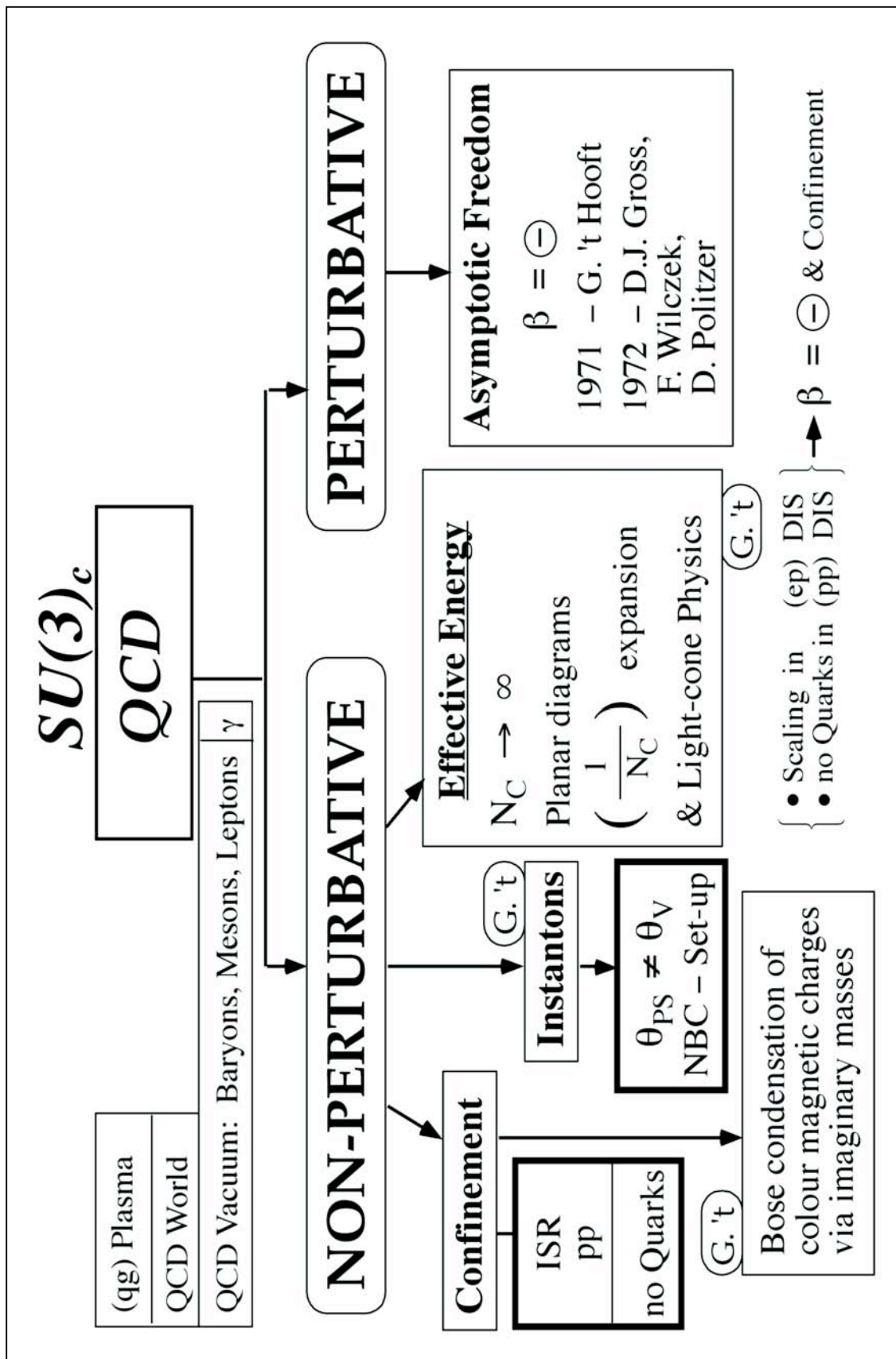


Figure 13: Details from figure 11, concerning $SU(3)_c$.

SM&B

THE STANDARD MODEL AND BEYOND

- ① RGEs (α_i ($i = 1, 2, 3$); m_j ($j = q, l, G, H$)): $f(k^2)$.
 - GUT ($\alpha_{\text{GUT}} \approx 1/24$) & GAP ($10^{16} - 10^{18}$) GeV.
 - SUSY (to stabilize $m_F/m_P \approx 10^{-17}$).
 - RQST (to quantize Gravity).
- ② Gauge Principle (hidden and expanded dimensions).
 - How a Fundamental Force is generated: SU(3); SU(2); U(1) and Gravity.
- ③ The Physics of Imaginary Masses: SSB.
 - The Imaginary Mass in SU(2) \times U(1) produces masses (m_{W^\pm} ; m_{Z^0} ; m_q ; m_l), including $m_\gamma = 0$.
 - The Imaginary Mass in SU(5) \Rightarrow SU(3) \times SU(2) \times U(1) or in any higher Symmetry Group (not containing U(1)) \Rightarrow SU(3) \times SU(2) \times U(1) produces Monopoles.
 - The Imaginary Mass in SU(3)_c generates Confinement.
- ④ Flavour Mixings & CP \neq , T \neq .
 - No need for it but it is there.
- ⑤ Anomalies & Instantons.
 - Basic Features of all Non-Abelian Forces.

Note: q \equiv quark and squark; m_F \equiv Fermi mass scale;
 l \equiv lepton and slepton; m_P \equiv Planck mass scale;
 G \equiv Gauge boson and Gaugino; k \equiv quadrimomentum;
 H \equiv Higgs and Shiggs; C \equiv Charge Conjugation;
 RGEs \equiv Renormalization Group Equations; P \equiv Parity;
 GUT \equiv Grand Unified Theory; T \equiv Time Reversal;
 SUSY \equiv Supersymmetry; \neq \equiv Breakdown of Symmetry Operators.
 RQST \equiv Relativistic Quantum String Theory;
 SSB \equiv Spontaneous Symmetry Breaking.

The five basic steps in our understanding of nature. ① The renormalization group equations (RGEs) imply that the gauge couplings (α_i) and the masses (m_j) all run with k^2 . It is this running which allows GUT, suggests SUSY and produces the need for a non point-like description (RQST) of physics processes, thus opening the way to quantize gravity. ② All forces originate in the same way: the gauge principle. ③ Imaginary masses play a central role in describing nature. ④ The mass-eigenstates are mixed when the Fermi forces come in. ⑤ The Abelian force QED has lost its role of being the guide for all fundamental forces. The non-Abelian gauge forces dominate and have features which are not present in QED.

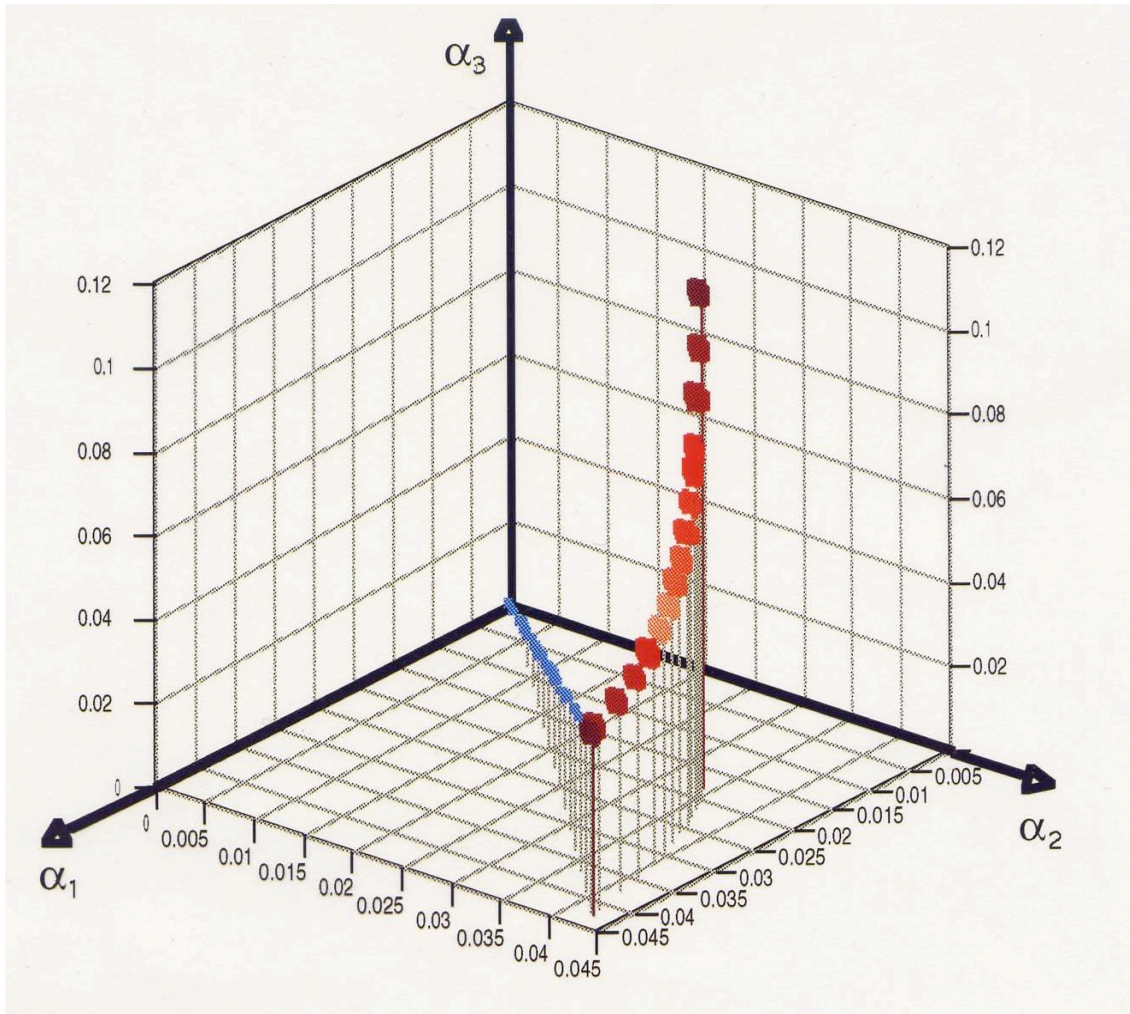
Figure 14

**UEEC EVENTS
IN THE CONSTRUCTION OF THE SM&B
MY PERSONAL EXPERIENCE**

- ① ***The 3rd lepton*** with his own neutrino, ν_{HL} (now called ν_{τ})
despite the abundance of neutrinos: ν_e and ν_{μ} .
- ② ***Antimatter***
despite S-matrix and C, P, CP, T breakings.
- ③ ***Nucleon Time-like EM structure***
despite S-matrix.
- ④ ***No quarks in violent (pp) collisions***
despite scaling.
- ⑤ ***Meson mixings***
 $\theta_V \neq \theta_{\text{PS}} : (51^\circ) \neq (10^\circ) \neq 0$ **despite** $\text{SU}(3)_{\text{uds}}$.
- ⑥ ***Effective energy: the QCD-light***
despite QCD.
- ⑦ ***The running of $\alpha_1 \alpha_2 \alpha_3$ versus energy at a point E_{GU} .***
(1979) (1991) despite straight line convergence.

EGM

Figure 15



The points have a sequence of 100 GeV in energy. The last point where the 'ideal' platonic straight line intercepts the theoretical prediction is at the energy of the Grand Unification. This corresponds to $E_{GU} = 10^{16.2}$ GeV. Other detailed information on the theoretical inputs: the number of fermionic families, N_F , is 3; the number of Higgs particles, N_H , is 2. The input value of the gauge coupling α_3 is taken at the Z^0 -mass: $\alpha_3(M_Z) = 0.118 \pm 0.008$; the other input is the ratio of weak and electromagnetic couplings also measured at the Z^0 -mass value: $\sin^2 \theta_W(M_Z) = 0.2334 \pm 0.0008$.

Figure 16 (the same of figure 5, reported on page 17)

REFERENCES

- [1] *Complexity at the Fundamental Level of Scientific Knowledge*
A. Zichichi in Proceedings of the 2004–Erice Subnuclear Physics School on *How and Where to go Beyond the Standard Model* (World Scientific, 2007).
- [2] *Complexity and Predictions at the Fundamental Level of Scientific Knowledge*
A. Zichichi in Proceedings of the International Conference on *Predictability in Science: Accuracy and Limitations* (Pontificia Academia Scientiarum, The Vatican, Rome (Italy), November 2006).

The References [3–6] refer to the various occasions where I have presented papers on highly specialized topics and discussed the connection of these topics with Complexity. The title on the upper part refers to the connection with Complexity while the specialized topic is reported in the detailed references.

- [3] *Complexity at the Fundamental Level*
A. Zichichi
presented at:
- *International Conference on ‘Quantum [un]speakables’ in Commemoration of John S. Bell, International Erwin Schrödinger Institut (ESI), Universität Wien (Austria), November 2000, ‘John Bell and the Ten Challenges of Subnuclear Physics’.*
 - 40th Course of the International School of Subnuclear Physics, Erice (Italy), September 2002, ‘*Language Logic and Science*’.
 - 31st, 32nd and 33th Course of the International School of Solid State Physics, Erice (Italy), July 2004, ‘*Complexity at the Elementary Level*’.
 - 42nd International School of Subnuclear Physics, Erice (Italy), August - September 2004, ‘*Complexity at the Elementary Level*’.
 - Trinity College, Dublin (Ireland), February 2005, ‘*Complexity at the Elementary Level*’.
 - Department of Physics, University of Padova (Italy), March 2005, ‘*Complexity at the Elementary Level*’.
 - 43th Course of the International School of Subnuclear Physics, Erice (Italy), September 2005, ‘*Complexity at the Elementary Level*’.
 - Italian Physics Society (SIF) XCI Annual National Congress, University of Catania (Italy), September 2005, ‘*Complexity at the Elementary Level*’.
 - Desy, Hamburg, November 2005, ‘*Complexity at the Fundamental Level*’.
 - 44th Course of the International School of Subnuclear Physics, Erice (Italy), September 2006, ‘*Complexity at the Fundamental Level*’.

- [4] *The Logic of Nature and Complexity*
A. Zichichi
presented at:
- Pontificia Academia Scientiarum, The Vatican, Rome (Italy), November 2002, ‘*Scientific Culture and the Ten Statements of John Paul II*’; ‘*Elements of Rigour in the Theory of Evolution*’.
 - The joint Session of:
6th Course of the International School of Biological Magnetic Resonance; Erice (Italy), July 2003, ‘*Language Logic and Science*’.
 - 2nd Workshop on Science and Religion of the Advanced School of History of Physics; Erice (Italy), July 2003, ‘*Language Logic and Science*’.
 - 10th Workshop of the International School of Liquid Crystals; Erice (Italy), July 2003, ‘*Language Logic and Science*’.
 - International School on Complexity, 1st Workshop on Minimal Life, Erice (Italy), December 2004, ‘*Evolution and Complexity at the Elementary Level*’.
- [5] *Complexity and New Physics*
A. Zichichi
presented at:
- INFN-Alice Meeting, University of Catania (Italy), January 2005, ‘*Complexity at the Elementary Level*’.
 - INFN Eloisatron Project ‘The 1st Physics ALICE Week’, Erice (Italy), December 2005, ‘*Complexity and New Physics with ALICE*’.
 - 50th Anniversary of INFN Bologna - ALICE Week, Bologna (Italy), June 2006, ‘*Complexity at the Fundamental Level*’.
- [6] *Complexity and Planetary Emergencies*
A. Zichichi
presented at:
- 27th Sessions of the International Seminars on Planetary Emergencies, Erice (Italy), August 2002, ‘*Language, Logic and Science*’.
 - 28th Sessions of the International Seminars on Planetary Emergencies, Erice (Italy), August 2003, ‘*Language Logic and Science, Evolution and Planetary Emergencies*’.
 - 36th Sessions of the International Seminars on Planetary Emergencies, Erice (Italy), August 2006, ‘*Complexity and Planetary Emergencies*’.
- [7] *Difference Between Turbulence in a Two-Dimensional Fluid and in a Three-Dimensional Fluid*
T.D. Lee
J. Ap. Phys. 22, 524 (1951).
- [8] Proceedings of the 32nd Session of the *International Seminar on Nuclear War and Planetary Emergencies*, Erice 19-24 August 2004, (World Scientific, 2005).

- [9] Proceedings of the 34th Session of the *International Seminar on Nuclear War and Planetary Emergencies*, Erice 19-24 August 2005, (World Scientific, 2006).
- [10] Proceedings of the 36th Session of the *International Seminar on Nuclear War and Planetary Emergencies*, Erice 19-24 August 2006, (World Scientific, 2007).
- [11] *The Evolution of Gaugino Masses and the SUSY Threshold*
F. Anselmo, L. Cifarelli, A. Peterman and A. Zichichi, *Nuovo Cimento* 105A, 581 (1992).
- [12] *The Normalization Group in Quantum Theory*
E.C.G. Stueckelberg and A. Petermann, *Helv. Phys. Acta* 24, 317 (1951);
La Normalisation des Constantes dans la Théorie des Quanta
E.C.G. Stueckelberg and A. Petermann, *Helv. Phys. Acta* 26, 499 (1953);
Quantum Electrodynamics at Small Distances
M. Gell-Mann and F.E. Low, *Phys. Rev.* 95, 1300 (1954).
Introduction to the Theory of Quantized Fields
N.N. Bogoliubov and D.V. Shirkov, Interscience Publishers, New York (1959);
Renormalization Group and the Deep Structure of the Proton
A. Petermann, *Phys. Reports* 53, 157 (1979).
For a lucid decription of the subject see ‘*Renormalization and Symmetry: a review for Non-Specialists*’, S. Coleman, in ‘*Properties of the Fundamental Interactions*’, Erice 1971, A. Zichichi (ed), Editrice Compositori, Bologna, 605 (1973).
- [13] *Analytic Study of the Supersymmetry-Breaking Scale at Two Loops*
F. Anselmo, L. Cifarelli, A. Peterman and A. Zichichi, *Nuovo Cimento* 105A, 1201 (1992).
- [14] *Search for Supersymmetric Particles using Acoplanar Charged Particle Pairs from Z^0 decays*
ALEPH Collab., D. Decamp et al., *Phys. Lett.* B236, 86 (1990).
- [15] *Search for Neutral Higgs Bosons from Supersymmetry in Z decays*
ALEPH Collab., D. Decamp et al., *Phys. Lett.* B237, 291 (1990).
- [16] *Search for Neutralino Production in Z decays*
ALEPH Collab., D. Decamp et al., *Phys. Lett.* B244, 541 (1990).
- [17] *Search for the Neutral Higgs Bosons of the MSSM and other two Doublet Models*
ALEPH Collab., D. Decamp et al., *Phys. Lett.* B265, 475 (1991).
- [18] *Search for Heavy Charged Scalars in Z^0 decays*
DELPHI Collab., P. Abreu et al., *Phys. Lett.* B241, 449 (1990).
- [19] *Search for Pair Production of Neutral Higgs Bosons in Z^0 decays*
DELPHI Collab., P. Abreu et al., *Phys. Lett.* B245, 276 (1990).

- [20] *Search for Scalar Quarks in Z^0 decays*
DELPHI Collab., P. Abreu et al., *Phys. Lett.* **B247**, 148 (1990).
- [21] *A Search for Sleptons and Gauginos in Z^0 Decays*
DELPHI Collab., P. Abreu et al., *Phys. Lett.* **B247**, 157 (1990).
- [22] *Mass Limits for Scalar Muons, Scalar Electrons and Winos from e^+e^- Collisions near $S^{**}(1/2) = 91\text{-GeV}$*
L3 Collab., B. Adeva et al., *Phys. Lett.* **B233**, 530 (1989).
- [23] *Search for the Neutral Higgs Bosons of the Minimal Supersymmetric Standard Model from Z^0 Decays*
L3 Collab., B. Adeva et al., *Phys. Lett.* **B251**, 311 (1990).
- [24] *Search for the Charged Higgs Boson in Z^0 decay*
L3 Collab., B. Adeva et al., *Phys. Lett.* **B252**, 511 (1990).
- [25] *A Search for Acoplanar Pairs of Leptons or Jets in Z^0 decays: Mass Limits on Supersymmetric Particles*
OPAL Collab., M.Z. Akrawy et al., *Phys. Lett.* **B240**, 261 (1990).
- [26] *A Search for Technipions and Charged Higgs Bosons at LEP*
OPAL Collab., M.Z. Akrawy et al., *Phys. Lett.* **B242**, 299 (1990).
- [27] *A Direct Search for Neutralino Production at LEP*
OPAL Collab., M.Z. Akrawy et al., *Phys. Lett.* **B248**, 211 (1990); P.D. Acton et al., preprint CERN-PPE/91-115, 22 July 1991.
- [28] *Searches for Supersymmetric Particles Produced in Z Boson decay*
MARK II Collab., T. Barklow et al., *Phys. Rev. Lett.* **64**, 2984 (1990).
- [29] *Searches for New Particles at LEP*
M. Davier, LP-HEP 91 Conference, Geneva, CH, Preprint LAL 91-48, December 1991.
- [30] *A Detailed Comparison of LEP Data with the Predictions of the Minimal Supersymmetric SU(5) GUT*
J.R. Ellis, S. Kelley, D.V. Nanopoulos, preprint CERN-TH/6140-91, *Nucl. Phys.* **B373**, 55 (1992).
- [31] *The Effective Experimental Constraints on M_{SUSY} and M_{GUT}*
F. Anselmo, L. Cifarelli, A. Peterman and A. Zichichi, *Nuovo Cimento* **104A**, 1817 (1991).
- [32] *The Convergence of the Gauge Couplings at E_{GUT} and above: Consequences for $\alpha_3(M_Z)$ and SUSY Breaking*
F. Anselmo, L. Cifarelli, A. Peterman and A. Zichichi, *Nuovo Cimento* **105A**, 1025 (1992).
- [33] *The Simultaneous Evolution of Masses and Couplings: Consequences on Supersymmetry Spectra and Thresholds*
F. Anselmo, L. Cifarelli, A. Peterman and A. Zichichi, *Nuovo Cimento* **105A**, 1179 (1992).

- [34] *A Study of the Various Approaches to M_{GUT} and α_{GUT}*
F. Anselmo, L. Cifarelli and A. Zichichi, *Nuovo Cimento* 105A, 1335 (1992).
- [35] *A χ^2 -Test to Study the α_1 , α_2 , α_3 Convergence for High-Precision LEP Data, Having in Mind the SUSY Threshold*
F. Anselmo, L. Cifarelli and A. Zichichi, *Nuovo Cimento* 105A, 1357 (1992).
- [36] U. Amaldi, W. de Boer and H. Furstenau, *Phys. Lett.* B260, 447 (1991).
- [37] *New Developments in Elementary Particle Physics*
A. Zichichi, *Rivista del Nuovo Cimento* 2, n. 14, 1 (1979). The statement on page 2 of this paper, «Unification of all forces needs first a Supersymmetry. This can be broken later, thus generating the sequence of the various forces of nature as we observe them», was based on a work by A. Petermann and A. Zichichi in which the renormalization group running of the couplings using supersymmetry was studied with the result that the convergence of the three couplings improved. This work was not published, but perhaps known to a few. The statement quoted is the first instance in which it was pointed out that supersymmetry might play an important role in the convergence of the gauge couplings. In fact, the convergence of three straight lines ($\alpha_1^{-1}\alpha_2^{-1}\alpha_3^{-1}$) with a change in slope is guaranteed by the Euclidean geometry, as long as the point where the slope changes is tuned appropriately. What is incorrect about the convergence of the couplings is that, with the initial conditions given by the LEP results, the change in slope needs to be at $M_{SUSY} \sim 1$ TeV as claimed by some authors not aware in 1991 of what was known in 1979 to A. Petermann and A. Zichichi.
- [38] *Virtual History: Alternatives and Counterfactuals*
Niall Ferguson ed., Basic Books, New York (1999).